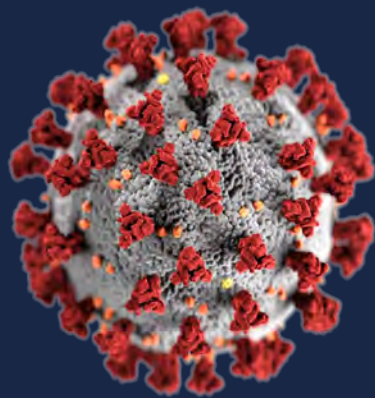




**Paladin  
Risk Solutions**



# **COVID-19**

## **INTELLIGENCE REPORT**

**Prepared for:**

Paladin Security Group  
Emergency Operations Centre

**25 August 2020**



1. TABLE OF CONTENTS

- 2. INSIGHT and SITUATIONAL AWARENESS →Click here to access previous featured reports ..... 2
- 3. COVID-19 IN CANADA..... 3
- 3.1. CANADA NEWS..... 5
- 4. COVID-19 IN USA ..... 5
- 4.1. USA NEWS ..... 6
- 5. GLOBAL COMMON OPERATING PICTURE ..... 6
- 6. LAW ENFORCEMENT AND CRIME REPORTING ..... 7
- 7. TRAVEL..... 7
- 8. SOLUTION AND RESPONSE EFFORTS..... 7
- 9. MEDICAL INFORMATION ..... 8
- 10. INTERNATIONAL DATA ..... 8
- 11. ECONOMIC IMPACT ..... 8
- 12. CYBER NEWS ..... 8
- 13. APPENDIX A – Canadian Tracking Information..... 9
- 14. APPENDIX B – Phase 1 to 3: Progression on Managing COVID-19 Pandemic ..... 10

	Confirmed	Deaths	Recovered	Active
Canada	125,747 (↑100)	9,085 (↑2)	111,769 (↑75)	4,893 (↑23)
USA	5,920,913	161,408	3,219,327	2,520,178
Global	23,876,821	818,479	16,412,037	6,646,305

DISCLAIMER

*This report is confidential and is intended to be used solely by the client for whom this report was prepared and to whom it is addressed for information purposes only and for no other purpose, except as may be expressly stated herein. This report may not be copied, reproduced, disseminated, distributed or otherwise made available to any third party, in whole or in part, without the express written consent of Paladin Risk Solutions Inc. which consent may be withheld for any reason. In preparing this report, Paladin Risk Solutions Inc. has used its professional care and diligence and has endeavored to include in this report and to base its analysis upon information that it believes to be relevant to the purposes of this report; however, no representation or warranty, express or implied, is made by Paladin Risk Solutions Inc. as to the accuracy or completeness of the information included in this report.*

## 2. INSIGHT and SITUATIONAL AWARENESS

[→Click here to access previous featured reports](#)

With the school year and fall quickly approaching, many wonder what types of outcomes and measures the season will bring. Experts agree that the world will be grappling with the COVID-19 pandemic until at least the new year, if not until 2022. Governments and individuals are now planning for the various possibilities this may bring. The Public Health Agency of Canada has released new modeling which suggests that it is possible to endure a second wave of COVID-19 without the necessity of shutting down businesses and schools.

In the most optimistic of cases, Canada will experience small spikes of COVID-19, increasing and decreasing over the fall and winter. In this case, the spikes will not cause many shutdowns, if contract tracing, self-isolation and physical distancing measures are followed. Canada will not see a significant effect on the healthcare system, allowing it to sustain other diseases and injuries. Physical distancing measures taken by individuals could further reduce the spread of other communicable diseases, such as influenza.

Influenza and poor weather leading to indoor activities are thought of as possible risks in worsening the pandemic during the fall and winter months. However, in the worst-case scenario, a second wave which causes the healthcare system to be overwhelmed and will then be followed by small upticks in numbers for a few months. Some researchers calculate that every week of exponential spread of COVID-19 can be “undone” by three or so weeks of lockdown. This suggests that prevention is more efficient than after-the-fact reactionary measures.

In-between scenarios may not overwhelm the healthcare system but will likely require some additional measures be implemented. Even in a worst-case scenario, health officials do not believe that another full shutdown is to be expected. Instead, “intermittent” lockdowns are believed to be required, which will likely occur in specific regions or locations that have been hard hit with transmission, or specific activities such as schools, dancing venues, or any other higher risk activities which may contribute to an outbreak.

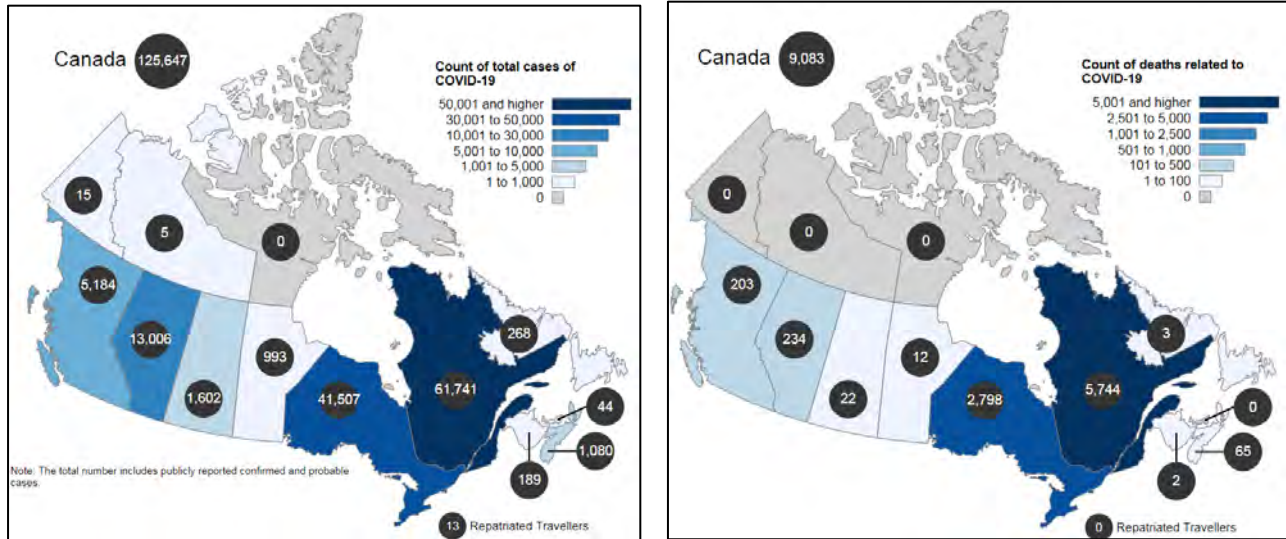
The second wave is likely not going to be as strong as the first wave because we have since learned about more effective treatments and how the virus spreads. Furthermore, many are now wearing masks, adhering more to social distancing, and reducing their travel. It is also believed that the level of anxiety, due to the unknowns regarding transmission and severity of disease, for some individuals has decreased from the levels experienced at the beginning of the pandemic.

Research found that effective coping mechanisms during the lockdown involved setting a routine including sleeping, exercising regularly, and avoiding the use of mood-altering substances. For many, understanding that staying at home is occurring as a sacrifice for the greater good, and being part of a cause may provide individuals with meaning for their predicament. In an effort to prepare for upcoming re-imposed restrictions, ask yourself whether you have learned from your previous experience. What worked during the lockdown? What did not work? What can be done differently in an effort to make the next time easier and less mentally and/or physically exhausting? Have you prepared your home to be your workplace, gym, and entertainment center, instead of feeling “stuck” inside of it? Tending to important errands such as specialist appointments, blood tests, and other



medical care may prevent a possible emergency during stricter measures. It is believed that preparation for the next measures will assist individuals with dealing with any forthcoming restrictions.

3. COVID-19 IN CANADA

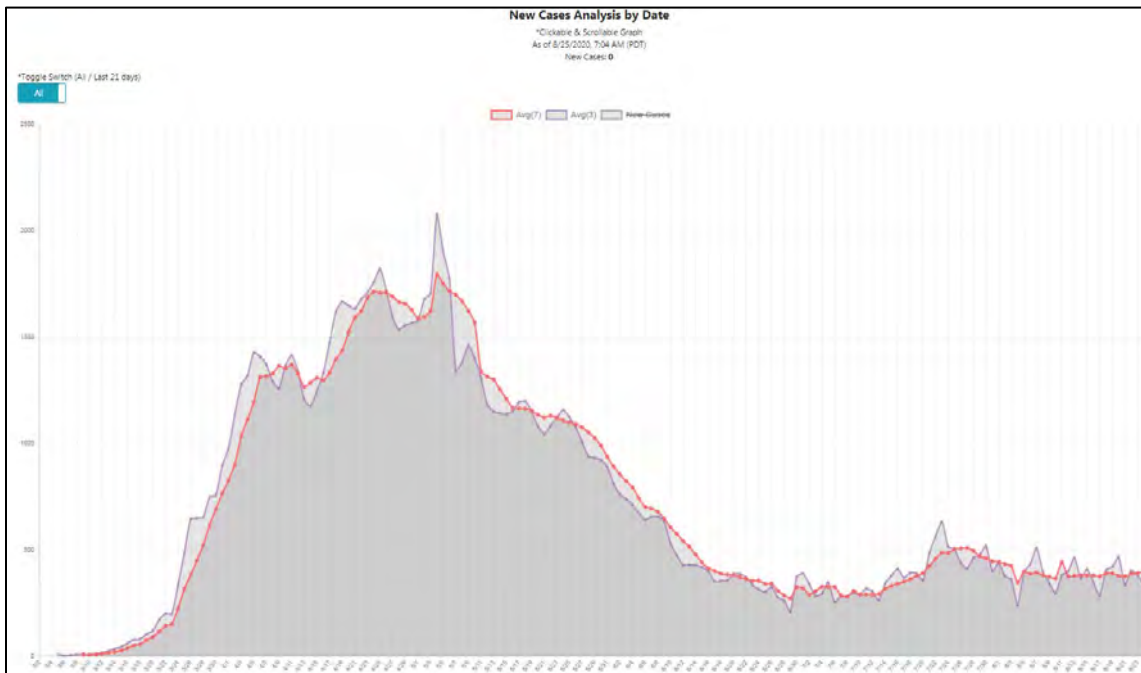


Source: <https://www.canada.ca/en/public-health/services/diseases/2019-novel-coronavirus-infection.html>

Prov.	Total Confirmed	Total Deaths	Total Recovered	Total Active
<b>Total</b>	<b>125,647</b>	<b>9,083</b>	<b>111,694</b>	<b>4,870</b>
BC	5,184	203	4,068	913
ON	41,507	2,798	37,673	1,036
QC	61,741	5,744	54,761	1,236
AB	13,006	234	11,600	1,172
MB	993	12	586	395
NB	189	2	178	9
SK	1,602	22	1,482	98
PEI	44	0	40	4
NL	268	3	265	0
NS	1,080	65	1,008	7
YT	15	0	15	0
NT	5	0	5	0
NU	0	0	0	0
	13	0	13	0
Rate of change	↑ 0.0%	↑ 0.0%	↑ 0.0%	0.0%



Prov.	Total Test	Total Waiting	Total Hosp	Total ICU
<b>Total</b>	<b>5,522,162</b>	-	-	-
BC	336,726	-	18	5
ON	2,781,748	9229	40	12
QC	1,057,202	-	115	12
AB	894,611	-	43	9
MB	127,149	-	6	1
NB	59,112	-	0	0
SK	131,944	-	5	4
PEI	22,389	60	-	-
NL	30,313	-	0	0
NS	72,559	-	0	0
YT	2,378	14	-	-
NT	3,879	81	0	0
NU	2,152	314	0	0
Rate of change	↑ <b>0.0%</b>	-	-	-



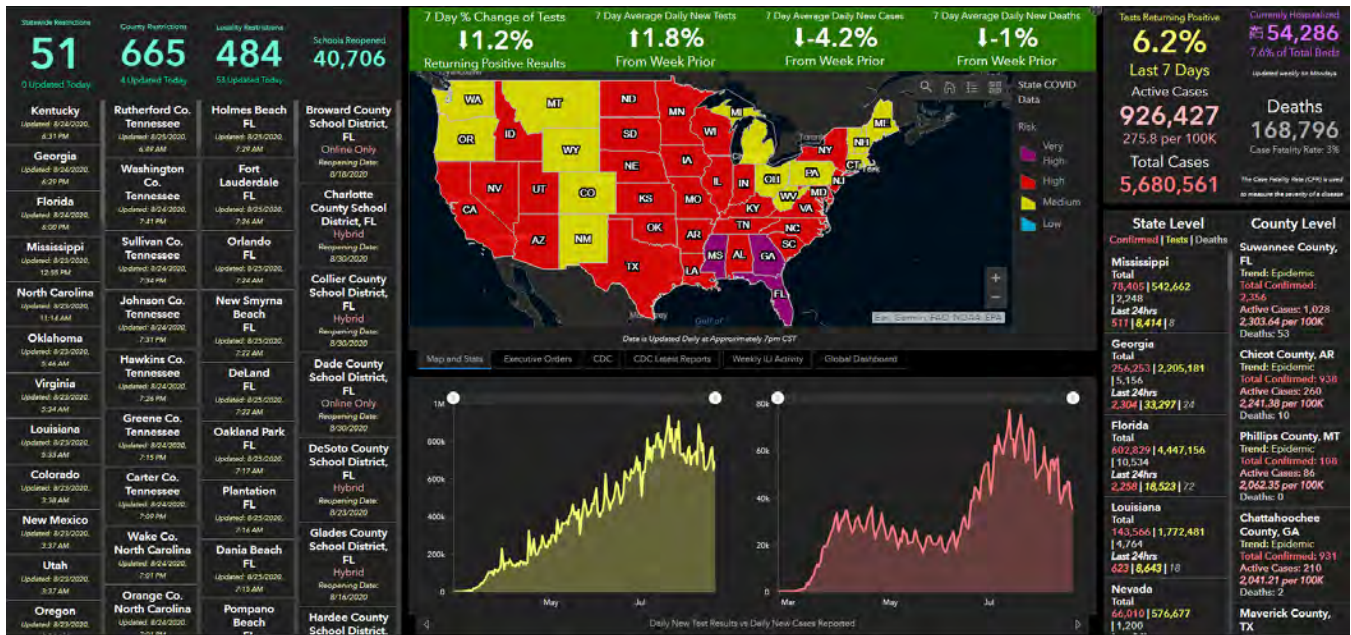
Source: <https://www.covid-19canada.com>



3.1. CANADA NEWS

- [Potential COVID-19 vaccine still not in Canada, three months after approval for trials](#)
- [Centralized virtual schools and synchronous delivery: How remote learning is shaping up for fall](#)
- [55 flights into Canada in August carried passengers infected with COVID-19](#)
- [Canadian emergency room visits dropped 25 per cent in early stages of pandemic: report](#)
- [Quebec reports 68 new COVID-19 cases, four deaths](#)
- [Interest in homeschooling surges in B.C. as concern remains over back-to-school plans](#)
- [Ontario records more than 100 new COVID-19 cases for fourth day](#)
- [Edmonton Canada Post facility closes temporarily after positive COVID-19 test](#)
- [Interest in immigrating to Canada increasing amid coronavirus pandemic](#)

4. COVID-19 IN USA



## Coronavirus Cases

**5,918,213**

Deaths:

**181,226**

Recovered:

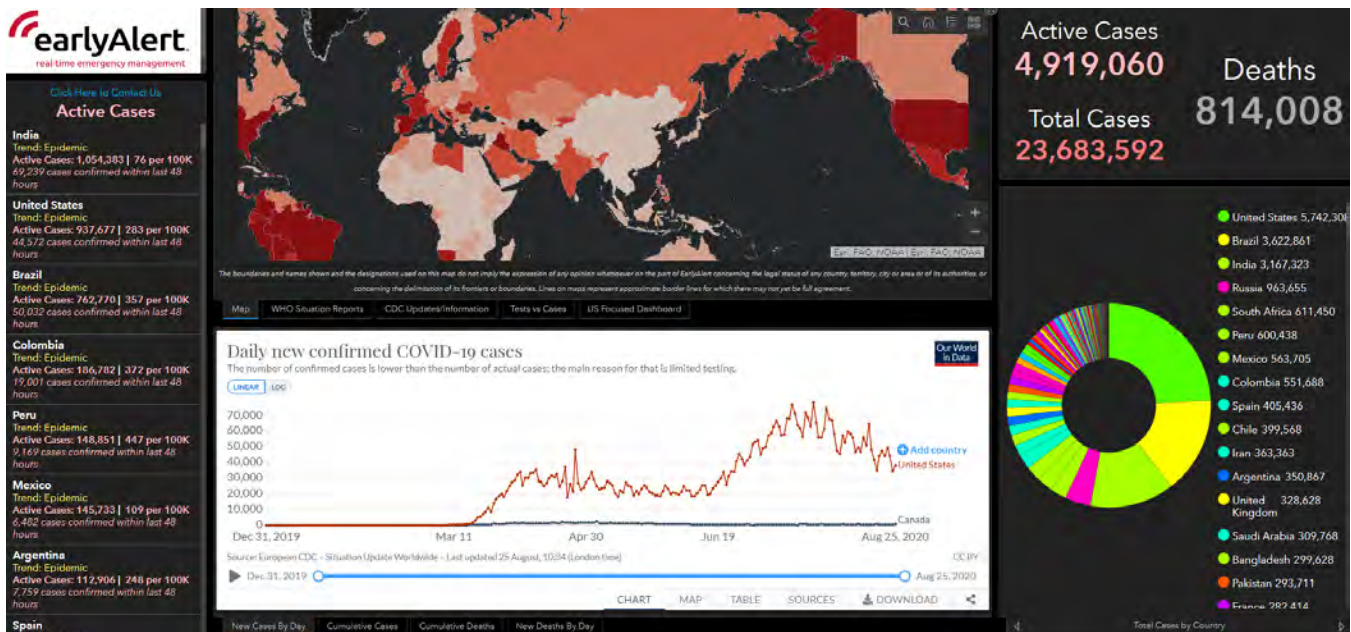
**3,219,327**

USA State	Total Cases	New Cases	Total Deaths	New Deaths	Total Recovered	Active Cases	Tot Cases/ 1M pop	Deaths/ 1M pop	Total Tests	Tests/ 1M pop	Population
USA Total	5,918,213	+2,583	181,226	+112	3,219,327	2,517,660	17,880	548	76,924,333	232,398	
California	676,300	+77	12,261	+4	287,431	376,608	17,116	310	10,652,487	269,600	39,512,223
Texas	608,817		11,871		466,325	130,621	20,997	409	5,063,576	174,631	28,995,881
Florida	602,829		10,399		63,817	528,613	28,068	484	4,453,929	207,374	21,477,737
New York	460,991		32,972		N/A	N/A	23,697	1,695	7,683,190	394,950	19,463,561
Georgia	256,253		5,156		44,420	206,677	24,135	486	2,474,396	233,051	10,617,423
Illinois	223,207		8,097		149,872	65,238	17,614	639	3,740,191	295,158	12,671,821
Arizona	198,414		4,771		29,341	164,302	27,259	655	1,416,368	194,590	7,278,717
New Jersey	195,541		16,051		159,843	19,647	22,015	1,807	2,676,812	301,368	8,882,190
North Carolina	157,206		2,574		136,630	18,002	14,989	245	2,087,695	199,054	10,488,084
Tennessee	144,604		1,588		106,041	36,975	21,174	233	2,056,341	301,111	6,829,174
Louisiana	143,566		4,764		118,120	20,682	30,882	1,025	1,772,481	381,278	4,648,794
Pennsylvania	134,246		7,672		104,873	21,701	10,486	599	1,559,186	121,792	12,801,989
Massachusetts	126,022		8,949		102,205	14,868	18,284	1,298	1,768,864	256,636	6,892,503

### 4.1. USA NEWS

- [Why Are Coronavirus Cases Decreasing? Experts Say Restrictions Are Working](#)
- [Nearly 70,000 U.S. lives could be saved in the next 3 months if masks are worn, researchers say](#)
- [Amid coronavirus surge in California, hospital workers say they're not protected](#)
- [CDC Suggests Partial School Closings as Option in Virus Guidance](#)
- [Third North Carolina college announces remote learning after COVID clusters from first 2 weeks of classes](#)
- [COVID-19 deaths should start dropping across U.S. by next week, CDC chief says](#)
- [Americans are buying Mace, RVs, bulk foods as COVID-19 pandemic drags on](#)
- [Coronavirus hasn't stopped groups from gathering, but it has led to grim consequences](#)

### 5. GLOBAL COMMON OPERATING PICTURE





		Total Confirmed	Total Deaths	Total Recovered			Mortality Rate			
		23,869,784	818,208	16,409,543			3.43%			
#	Country	Confirmed	Deaths	Recov.	Mort.	Critical	Active	Cases /1M	Active /1M	Deaths /1M
1	USA US	5,917,524 (↑1,894)	181,204 (↑90)	3,219,013	3.1%	16,483	2,517,307	17,862	7598	547
2	Brazil BR	3,627,217	115,451	2,778,709	3.2%	8,318	733,057	17,046	3445	543
3	India IN	3,191,977 (↑27,096)	58,793 (↑247)	2,425,641	1.8%	8,944	707,543	2,310	512	43
4	Russia RU	966,189 (↑4,696)	16,568 (↑120)	779,747	1.7%	2,300	169,874	6,620	1164	114
5	South Africa ZA	611,450	13,159	516,494	2.2%	539	81,797	10,291	1377	221
6	Peru PE	600,438	27,813	407,301	4.6%	1,525	165,324	18,174	5004	842
7	Mexico MX	563,705 (↑3,541)	60,800 (↑320)	389,124	10.8%	3,346	113,781	4,365	881	471
8	Colombia CO	551,696	17,612	384,171	3.2%	1,493	149,913	10,825	2942	346
9	Spain ES	420,809	28,872	n/a	6.9%	658	391,937	9,000	8382	617
10	Chile CL	399,568	10,916	372,464	2.7%	1,014	16,188	20,875	846	570
11	Iran IR	363,363 (↑2,213)	20,901 (↑125)	313,058	5.8%	3,839	29,404	4,318	349	248
12	Argentina AR	350,867	7,366	256,789	2.1%	1,960	86,712	7,753	1916	163
13	UK GB	326,614	41,433	n/a	12.7%	72	285,161	4,807	4198	610
14	Saudi Arabia SA	309,768 (↑1,114)	3,722 (↑51)	283,932	1.2%	1,639	22,114	8,878	634	107
15	Bangladesh BD	299,628 (↑2,545)	4,028 (↑45)	186,756	1.3%	n/a	108,844	1,817	660	24
16	Pakistan PK	293,711 (↑450)	6,255 (↑11)	278,425	2.1%	672	9,031	1,326	41	28
17	Italy IT	260,298	35,441	205,662	13.6%	65	19,195	4,306	318	586
18	Turkey TR	259,692	6,139	237,908	2.4%	796	15,645	3,074	185	73
19	France FR	244,854	30,528	85,199	12.5%	399	129,127	3,750	1978	468
20	Germany DE	236,405 (↑288)	9,336	209,600	3.9%	245	17,469	2,820	208	111
21	Iraq IQ	211,947 (↑3,962)	6,596 (↑77)	153,761	3.1%	574	51,590	5,253	1279	163
22	Philippines PH	197,164 (↑2,965)	3,038 (↑34)	132,396	1.5%	717	61,730	1,796	562	28
23	Indonesia ID	157,859 (↑2,447)	6,858 (↑99)	112,867	4.3%	n/a	38,134	576	139	25
24	Canada CA	125,647	9,083	111,694	7.2%	62	4,870	3,316	129	240

6. LAW ENFORCEMENT AND CRIME REPORTING

- [Police hunt for 'COVID hug' man who grabbed strangers at Walmart](#)
- [B.C. police make arrest, issue 2nd fine at apartment where party host fined \\$2,300](#)
- [Man claims he may have COVID-19, then coughs on deputies, police say](#)
- [More than a dozen killed in Peru nightclub crush as police raid party in violation of restrictions](#)

7. TRAVEL

- [Returning from overseas or out of state? The CDC removes its 14-day quarantine recommendation](#)
- [Air Canada racks up second-most refund complaints in U.S. in May](#)
- [Nearly two dozen more flights land in Canada with passengers infected with COVID-19](#)

8. SOLUTION AND RESPONSE EFFORTS

- [German scientists run concert test to see how coronavirus spreads](#)
- [Coronavirus vaccine: Short cuts and allegations of dirty tricks in race to be first](#)
- [Coronavirus vaccine in India: Who will get the vaccine first? Experts have differing views](#)





## 9. MEDICAL INFORMATION

- [Inflammation: the key factor that explains vulnerability to severe COVID](#)
- [First Documented Coronavirus Reinfection Reported in Hong Kong](#)
- [US FDA announces emergency authorization for convalescent plasma to treat Covid-19](#)
- [Avoiding a Cancer Care Crisis During the COVID-19 Pandemic](#)

## 10. INTERNATIONAL DATA

- [172 countries working with WHO on shared coronavirus vaccine plan](#)
- [South Korea on brink of nationwide virus outbreak, officials warn](#)
- [Italy Rules Out New Lockdown as Coronavirus Cases Rise](#)
- [Spain Caught Off Guard by Resurgent Coronavirus](#)
- [Herd Immunity in India?](#)
- [Brazil Economic Activity Returned to Pre-Covid Levels, BofA Says](#)

## 11. ECONOMIC IMPACT

- [In the Covid-19 Recession, Europe Props Up Jobs While the U.S. Props Up Workers](#)
- [Many Companies Planned to Reopen Offices After Labor Day. With Coronavirus Still Around, They're Rethinking That](#)
- [Global stocks jump as Trump signals 'gamechanger' plan to deliver a COVID-19 vaccine ahead of the election](#)
- [Shipping losses fall but Covid-19 poses long-term safety challenges](#)
- ['No food category is immune': How the pandemic is causing rising grocery prices](#)

## 12. CYBER NEWS

- [What Covid-19 Can Teach Us About The Spread Of Cyber Risk](#)
- [Are you COVID Secure?](#)
- [Microsoft says the pandemic has changed the future of cybersecurity in these five ways](#)

End Report

---

*Please submit feedback to:*

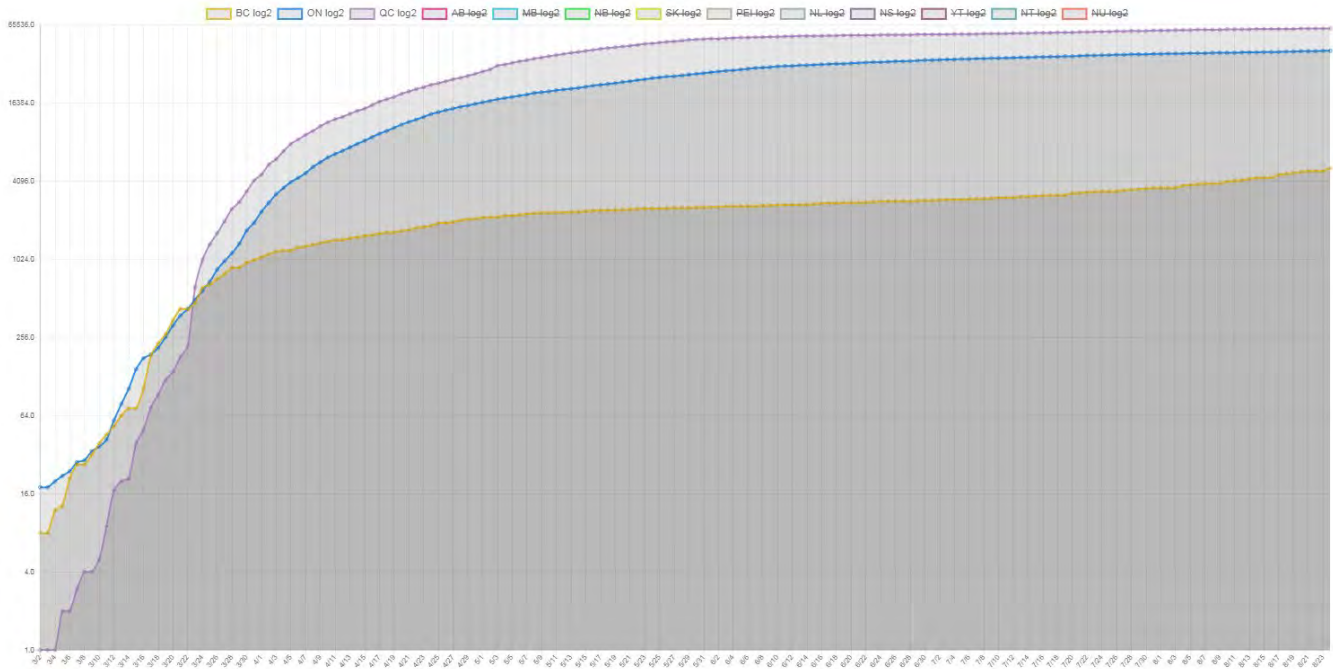
**Scott McGregor, CD, BCom**  
Intelligence Manager  
**Paladin Risk Solutions Inc.**  
C. 604-910-7781  
[smcgregor@paladinrisksolutions.com](mailto:smcgregor@paladinrisksolutions.com)

### 13. APPENDIX A – Canadian Tracking Information

**Total confirmed cases (log scale)**

Why log scale graph? Logarithmic graph can show the trend of the COVID-19 much earlier because of the way the scale has been compressed. This graph helps us to understand the trend of flatten the curve.

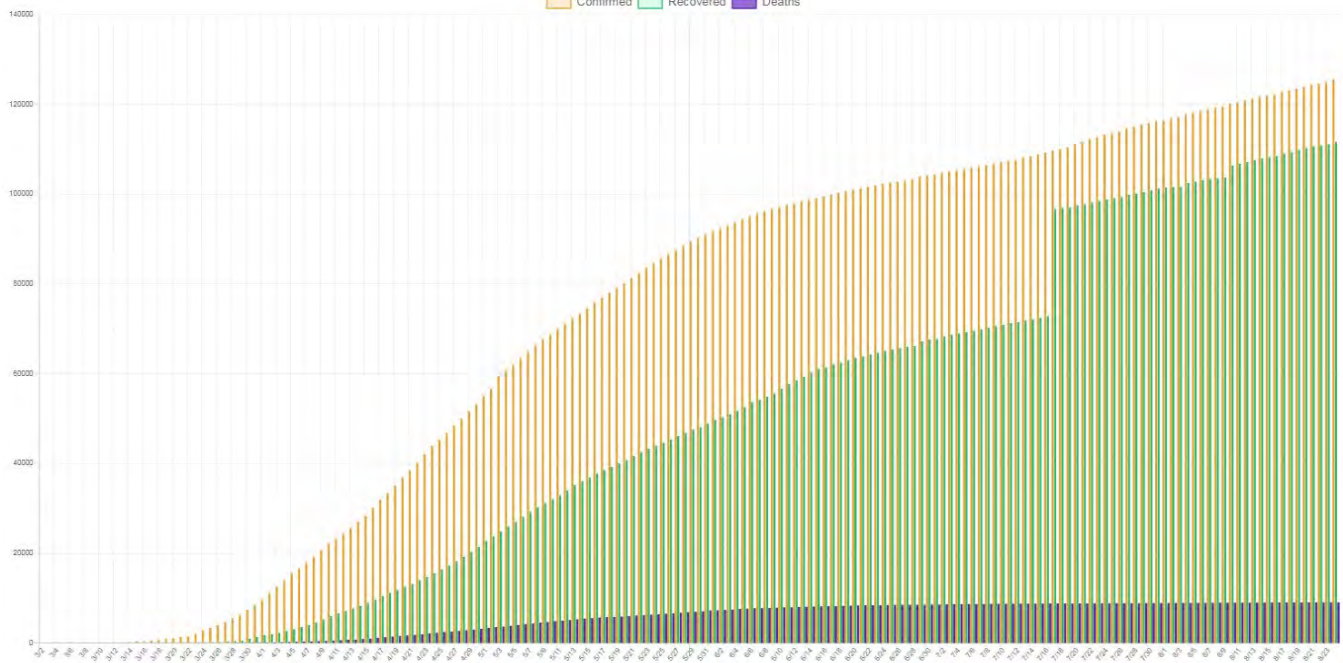
\*Clickable & Scrollable Graph  
As of 8/25/2020, 7:04 AM (PDT)



**Total confirmed, recovered, deaths cases in Canada**

\*Clickable & Scrollable Graph  
As of 8/25/2020, 7:04 AM (PDT)  
Total Confirmed Cases: **125,647**

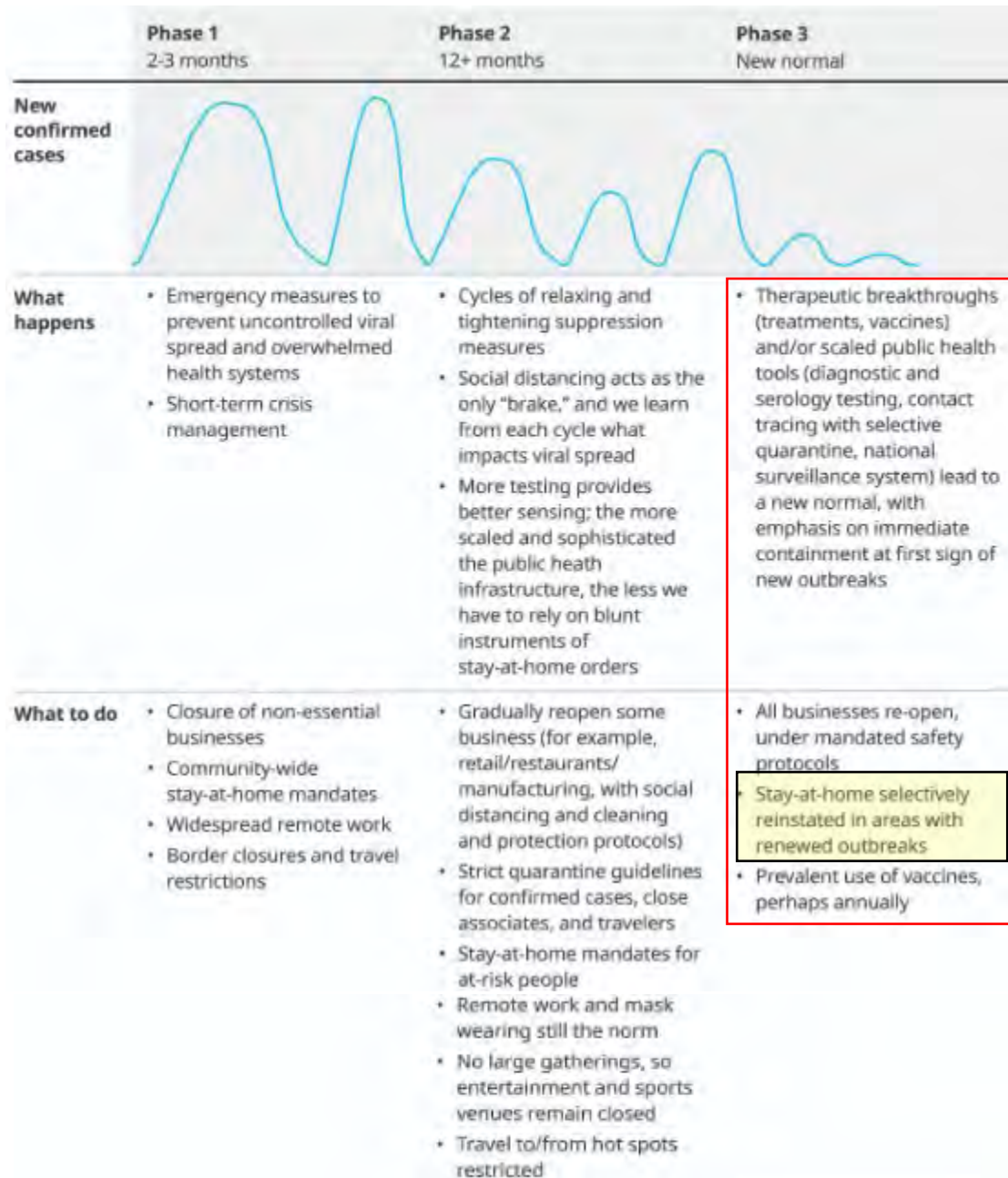
Confirmed Recovered Deaths



Source: <https://www.covid-19canada.com/graphs>



14. APPENDIX B – Phase 1 to 3: Progression on Managing COVID-19 Pandemic



Source: <https://www.oliverwyman.com/our-expertise/insights/2020/apr/getting-back-to-work-responsibly.html>