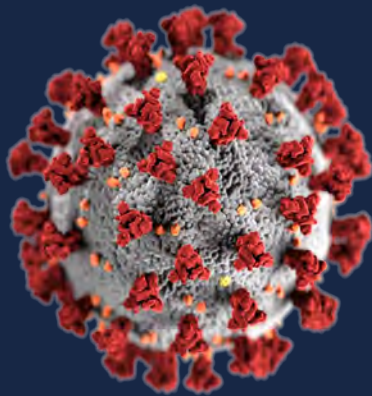




**Paladin
Risk Solutions**



COVID-19

INTELLIGENCE REPORT

Prepared for:

Paladin Security Group
Emergency Operations Centre

11 August 2020



1. TABLE OF CONTENTS

- 2. INSIGHT and SITUATIONAL AWARENESS 2
- 3. COVID-19 IN CANADA..... 3
- 3.1. CANADA NEWS..... 5
- 4. COVID-19 IN USA 5
- 4.1. USA NEWS 6
- 5. GLOBAL COMMON OPERATING PICTURE 7
- 6. LAW ENFORCEMENT AND CRIME REPORTING 8
- 7. TRAVEL..... 8
- 8. SOLUTION AND RESPONSE EFFORTS..... 8
- 9. MEDICAL INFORMATION 8
- 10. INTERNATIONAL DATA 8
- 11. ECONOMIC IMPACT 9
- 12. CYBER NEWS 9
- 13. APPENDIX A – Canadian Tracking Information..... 10
- 14. APPENDIX B – Phase 1 to 3: Progression on Managing COVID-19 Pandemic..... 11

	Confirmed	Deaths	Recovered	Active
Canada	120,165 (↑33)	8,987	106,430 (↑75)	4,748 (-42)
USA	5,254,561	166,295	2,717,513	2,370,753
Global	20,318,226	740,302	13,242,448	6,335,476

DISCLAIMER

This report is confidential and is intended to be used solely by the client for whom this report was prepared and to whom it is addressed for information purposes only and for no other purpose, except as may be expressly stated herein. This report may not be copied, reproduced, disseminated, distributed or otherwise made available to any third party, in whole or in part, without the express written consent of Paladin Risk Solutions Inc. which consent may be withheld for any reason. In preparing this report, Paladin Risk Solutions Inc. has used its professional care and diligence and has endeavored to include in this report and to base its analysis upon information that it believes to be relevant to the purposes of this report; however, no representation or warranty, express or implied, is made by Paladin Risk Solutions Inc. as to the accuracy or completeness of the information included in this report.



2. INSIGHT and SITUATIONAL AWARENESS

→ [Click here](#) to access previous featured reports

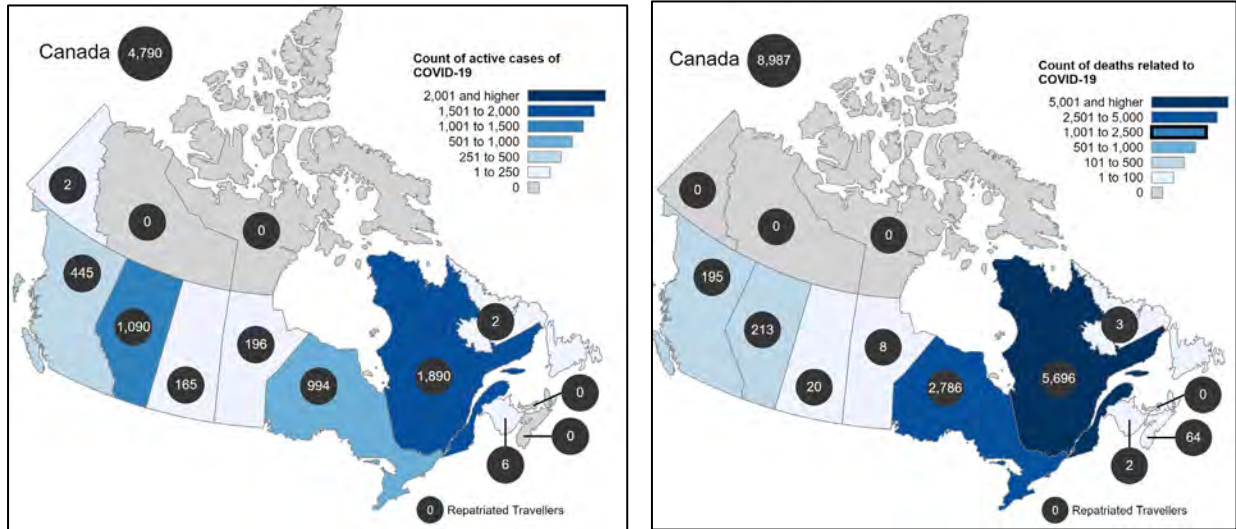
Progressing through the pandemic's first wave has now seen Latin America and the Caribbean surpass Europe to become the region hardest hit with coronavirus deaths. Meanwhile, India has exceeded the milestone of two million infections. Brazil is the second hardest hit country after the USA and now has 102,000 dead and 791,000 active cases. Mexico, Peru, Colombia, and Chile are also in the top ten affected areas in the world. The other developing nations that may not have adequate resources to accurately track the number of infected are certainly of concern, given their proximity to these areas. Guatemala, El Salvador, Nicaragua, Venezuela, and others are likely to have infection numbers that go beyond what is being reported officially. Although, experts continue to monitor the situation in these areas for signs that efforts to contain the virus are being met, the populations in these areas face a dilemma when it comes to obtaining food or staying locked down. Death from starvation or COVID is the choice they must make as aid and support is not finding its way to those most in need. It is assessed that the death toll in these regions will continue to rise and that the lack of assistance will significantly impact the people struggling to support themselves and their families.

In the United States the harassment of health officials for taking steps to protect communities from COVID-19 is astonishing. It reflects a vast misunderstanding of the pandemic, biases in human risk perception, and a general decline in public civility. Although acceptance of public health orders for COVID-19 is often framed as a political issue, people's ability to perceive such harms can be undermined by decisional biases known to affect human thinking. Omission bias creates a preference for risks associated with doing nothing, like letting the virus spread, over those linked to affirmative acts, such as public health orders. Distance bias and optimism bias may be at work for those who believe COVID-19 will not seriously affect them or their loved ones. In an information space flooded with conflicting information, confirmation bias allows some people to dismiss evidence that does not fit with their preexisting beliefs. These forces help explain resistance to COVID-19 orders, but the shape and ferocity of the resistance has assumed can be traced to other factors.


These factors take root in the division that has grown through community unrest, protest movements and a widening disparity between those that are capable of sustaining a level of financial security and those who are struggling to maintain the bare necessities of life. These stress factors, coupled with social and mainstream media, fuel tensions that have spilled over into riots and looting. Uncertainty, fear, anxiety, and anger stem from an inability to provide for oneself and their familial associations. This boils over when opportunities to lash out present themselves. A chance to express the feeling of being suppressed into a situation where there is no legal way to make ends meet. In many parts of the USA health care is dependent on having employment. With the economic reductions taking place this equates to citizens not having the ability to obtain medical care if they become infected and require treatment and the cost for being tested can be a barrier many cannot afford. This creates further division between the classes within American society. Fear of these people becoming desperate and violent has led to the largest sale of firearms in American history. The tension rises and the number of new cases continues to increase. The government is employing law enforcement and other national assets to maintain control over areas that present as hot spots. Conflicts continue to erupt and a growing awareness that the second

wave of the pandemic looms just over the horizon. The concern for many people is whether this desperation will grow into a larger movement that could create an environment where the government needs to act against citizens to ensure everyone's safety and security. Contingency planning and preparedness are becoming a priority for individuals and corporations. Maintaining awareness of these changes will enable safeguards to be implemented when and as required.

3. COVID-19 IN CANADA



Source: <https://www.canada.ca/en/public-health/services/diseases/2019-novel-coronavirus-infection.html>

Prov. ↕	Total Confirmed	Total Deaths	Total Recovered	Total Active
Total	120,165 (↑33)	8,987	106,430 (↑75)	4,748 (-42)
BC	4,065	195	3,425	445
ON	40,194 (↑33)	2,786	36,456 (↑75)	952 (-42)
QC	60,627	5,696	53,041	1,890
AB	11,687	213	10,384	1,090
MB	558	8	354	196
NB	176	2	168	6
SK	1,450	20	1,265	165
PEI	36	0	36	0
NL	268	3	263	2
NS	1,071	64	1,007	0
YT	15	0	13	2
NT	5	0	5	0
NU	0	0	0	0
	13	0	13	0



Prov.	Total Test	Total Waiting	Total Hosp	Total ICU
Total	4,818,687 (+21,581)	-	-	-
BC	288,078	-	9	3
ON	2,444,068 (+21581)	14677 (+3812)	60 (+11)	21 (-4)
QC	922,023	-	157	21
AB	770,266	-	66	14
MB	103,782	-	6	3
NB	55,072	-	0	0
SK	113,045	-	13	5
PEI	20,530	131	-	-
NL	27,050	-	0	0
NS	67,386	-	0	0
YT	1,961	49	-	-
NT	3,520	51	0	0
NU	1,906	317	0	0
Rate of change	↑ 0.4%	-	-	-

New Cases Analysis by Date

*Clickable & Scrollable Graph
As of 8/11/2020, 8:07 AM (PDT)
New Cases: 33

*Toggle Switch (All / Last 21 days)



Source: <https://www.covid-19canada.com>

COVID-19 on First Nations reserves in Provinces:

- 422 confirmed positive
- 34 hospitalizations
- 382 recovered cases
- 6 deaths

(Correct to 07 August 2020)

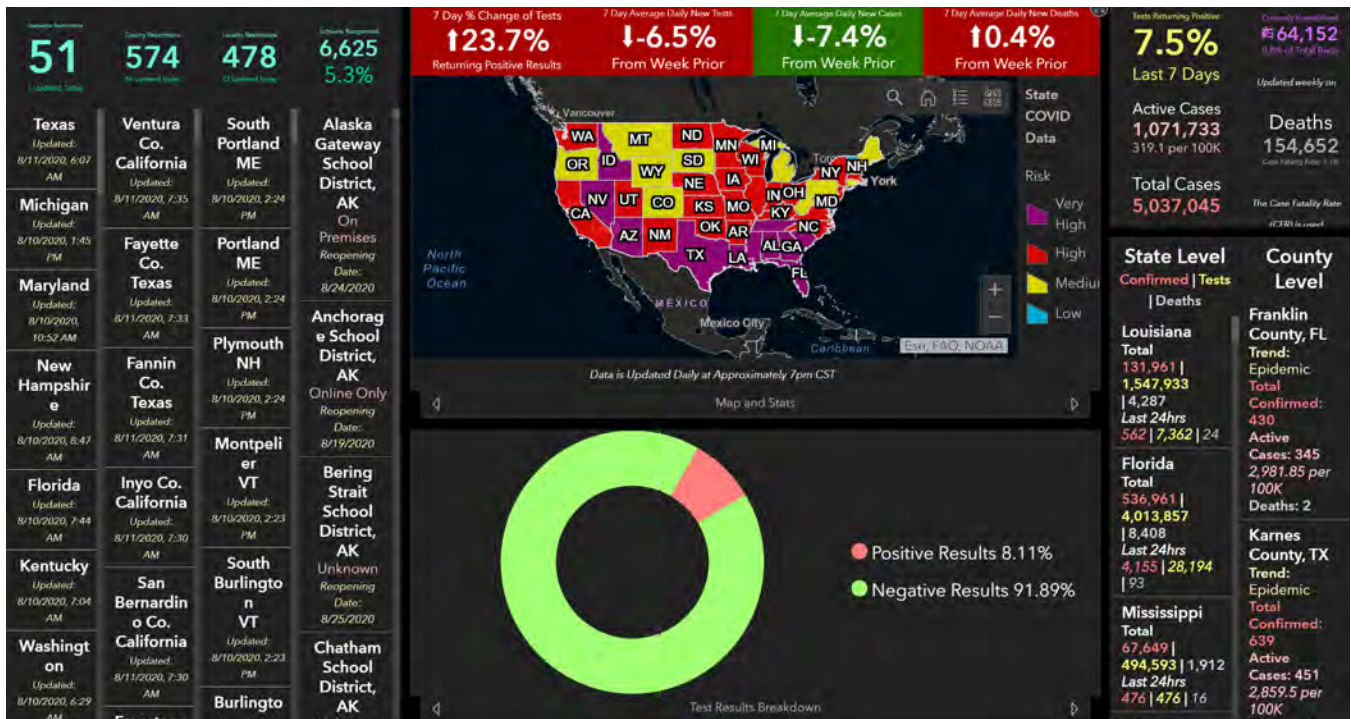
Case numbers per Province:

- British Columbia: 67
- Alberta: 159
- Saskatchewan: 92
- Ontario: 63
- Quebec: 41

3.1. CANADA NEWS

- [Alberta exempts care centre with most COVID-19 deaths from rule limiting staff to one site](#)
The Good Samaritan Southgate Care Centre, the site of Alberta's deadliest COVID-19 outbreak, has received an exemption to rules that prevent staff from working at multiple care facilities.
- [More than 500 COVID-19 infections in Canada linked to exposures at public places](#)
New data suggests that more than 500 COVID-19 infections in Canada have been linked to public venues including stores, bars, restaurants, day cares and schools since the beginning of July.
- [Canadian man who was set to be deported from U.S. gets COVID in custody, dies](#)
- [Ontario had gone 7 straight days with fewer than 100 COVID-19 cases](#)
- [Ontario doctor subject of complaints after COVID-19 tweets](#)
- [How do Canada's provinces rank against American states?](#)
- [B.C. records 131 new COVID-19 cases over three days, as active cases surge past 400](#)
- [Vancouver-area events postponed or cancelled because of spreading virus](#)
- [Canada Post continues to deal with delays due to demand amid coronavirus](#)

4. COVID-19 IN USA





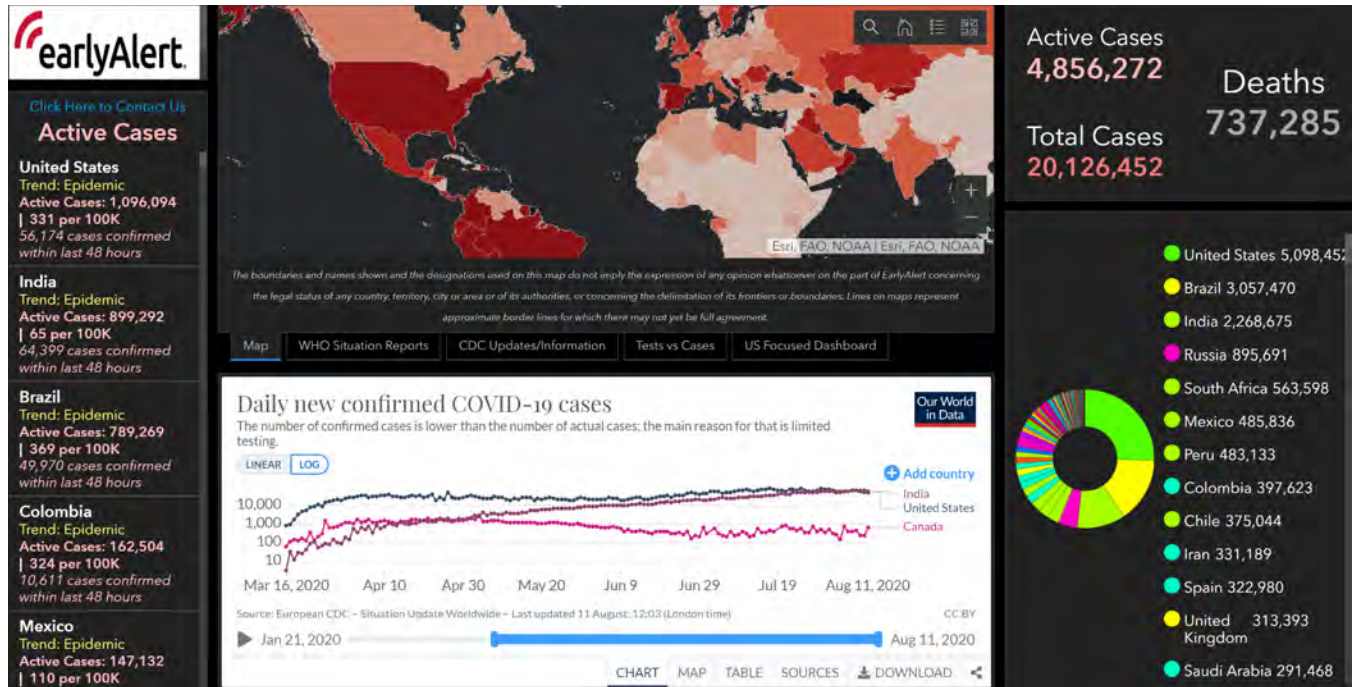
 United States
 Coronavirus Cases:
5,257,059
 Deaths:
166,409
 Recovered:
2,717,642

USA State	Total Cases	New Cases	Total Deaths	New Deaths	Active Cases	Tot Cases/ 1M pop	Deaths/ 1M pop	Total Tests	Tests/ 1M pop
USA Total	5,257,059	+5,613	166,409	+217	2,373,008	15,882	503	66,261,396	200,184
California	574,240	+467	10,476	+8	340,430	14,533	265	8,998,353	227,736
Florida	536,961		8,282		476,533	25,001	386	4,020,073	187,174
Texas	518,704		8,731		160,140	17,889	301	4,400,049	151,747
New York	451,025		32,847		77,703	23,185	1,688	6,563,646	337,401
Georgia	219,025		4,229		177,659	20,629	398	2,105,219	198,280
Illinois	196,699		7,846		43,750	15,523	619	3,106,341	245,138
New Jersey	190,775		15,955		24,675	21,478	1,796	2,324,046	261,652
Arizona	188,737	+1,214	4,199	+45	158,690	25,930	577	1,276,952	175,436
North Carolina	137,382		2,192		18,221	13,099	209	2,001,919	190,876
Louisiana	131,961		4,288		38,590	28,386	922	1,547,933	332,975
Pennsylvania	124,635	+366	7,417	+17	25,240	9,736	579	1,379,948	107,792
Tennessee	123,914		1,233		39,511	18,145	181	1,726,090	252,752
Massachusetts	121,315		8,741		13,553	17,601	1,268	1,424,348	206,652
Alabama	103,851	+831	1,847	+50	64,081	21,180	377	779,764	159,032
Ohio	101,756		3,675		18,760	8,705	314	1,682,271	143,918
Virginia	101,745	+996	2,344	+17	86,440	11,920	275	1,378,458	161,497
South Carolina	101,159		2,049		61,312	19,647	398	849,117	164,918
Michigan	97,306		6,526		27,144	9,743	653	2,377,816	238,095
Maryland	96,843	+585	3,604	+13	87,304	16,019	596	1,485,615	245,732
Indiana	74,992		3,044		17,880	11,139	452	1,076,630	159,922
Mississippi	67,649		1,912		15,901	22,730	642	509,612	171,232

4.1. USA NEWS

- [Dozens of public health officials across the U.S. have resigned or been fired amid COVID-19](#)
 Vilified, threatened with violence and in some cases suffering from burnout, dozens of state and local public health officials around the U.S. have resigned or have been fired amid the coronavirus outbreak, a testament to how politically combustible masks, lockdowns and infection data have become.
- [California's chief health officer quit after the state's virus data tracking system broke down](#)
 The chief health officer in California is out after the state's virus data tracking system breaks down. Nearly 300,000 records, most of them from virus tests, disappeared from the system over the past two weeks, a problem that the state is currently rectifying.
- [U.S. COVID-19 deaths drop for first time in four weeks](#)
- [Trump Considers Blocking Americans From Entering U.S. If Suspected Of Having Coronavirus](#)
- [Confirmed Coronavirus Cases in U.S. Children Rose By 90% in About Four Weeks This Summer, Bringing the Total to Over 380,000](#)
- [US Treasury Secretary Mnuchin says a U.S. coronavirus relief bill could come this week](#)

5. GLOBAL COMMON OPERATING PICTURE



#	Country	Confirmed	Deaths	Recov.	Mort.	Critical	Active	Cases /1M	Active /1M	Deaths /1M
1	USA	5,255,479 (↑4,033)	166,347 (↑155)	2,717,642	3.2%	17,591	2,371,490	15,867	n/a	502
2	Brazil	3,057,470	101,857	2,163,812	3.3%	8,318	791,801	14,373	n/a	479
3	India	2,294,438 (↑27,285)	45,597 (↑244)	1,604,119	2.0%	8,944	644,722	1,661	n/a	33
4	Russia	897,599 (↑4,945)	15,131 (↑130)	703,175	1.7%	2,300	179,293	6,150	n/a	104
5	South Africa	563,598	10,621	417,200	1.9%	539	135,777	9,490	n/a	179
6	Mexico	485,836 (↑5,558)	53,003 (↑705)	327,993	10.9%	3,683	104,840	3,764	n/a	411
7	Peru	483,133	21,276	329,404	4.4%	1,484	132,453	14,631	n/a	644
8	Colombia	397,623	13,154	221,485	3.3%	1,493	162,984	7,805	n/a	258
9	Chile	375,044	10,139	347,342	2.7%	1,276	17,563	19,601	n/a	530
10	Spain	370,060	28,576	n/a	7.7%	617	341,484	7,915	n/a	611
11	Iran	331,189 (↑2,345)	18,800 (↑184)	288,620	5.7%	3,983	23,769	3,938	n/a	224
12	UK	311,641	46,526	n/a	14.9%	67	265,115	4,588	n/a	685
13	Saudi Arabia	291,468 (↑1,521)	3,233 (↑34)	255,118	1.1%	1,821	33,117	8,358	n/a	93
14	Pakistan	285,191 (↑531)	6,112 (↑15)	261,246	2.1%	780	17,833	1,288	n/a	28
15	Bangladesh	263,503 (↑2,996)	3,471 (↑33)	151,972	1.3%	n/a	108,060	1,598	n/a	21

6. LAW ENFORCEMENT AND CRIME REPORTING

- [Montana Law Enforcement Academy closes following positive COVID-19 test](#)
- [Accused Ottawa bank robber followed COVID-19 protocols: police](#)
- [Over 250 Chinese police personnel lose lives on COVID-19 duty: report](#)
- [Ontario doctor subject of complaints after COVID-19 tweets](#)

7. TRAVEL

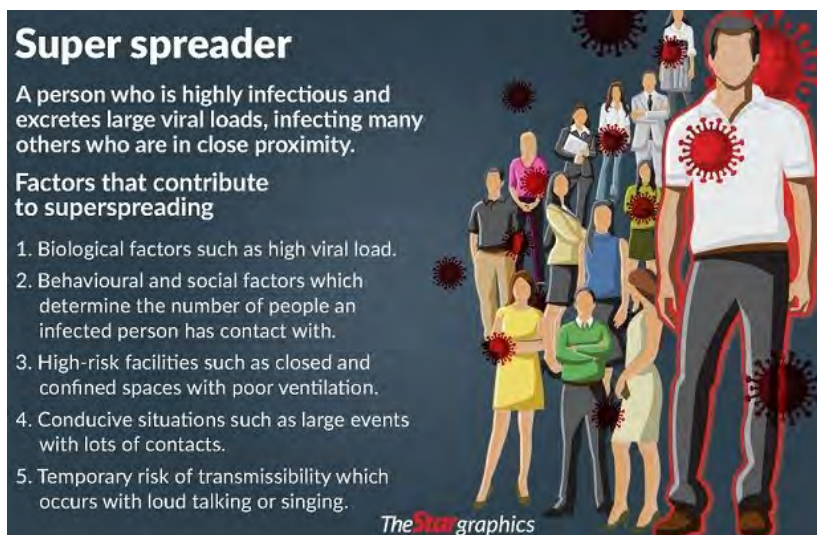
- [Gaps in interprovincial contact tracing increase COVID-19 risks while flying, critics say](#)
- [Passenger aboard WestJet flight from Toronto to Montreal infected with COVID-19](#)
- ['Pragmatic and cautious': As some Americans avoid travel, others visit COVID-19 hot spots anyway](#)
- [Five ways to staying safe on public transport during the COVID-19 pandemic](#)
- [COVID-19: More Canadians now walk or bike to work than take public transit](#)

8. SOLUTION AND RESPONSE EFFORTS

- [Ontario Businesses Adopting Thermal Imaging to Prevent Further Spread of COVID-19](#)
- [Covid-19 Created an Elective Surgery Backlog. How Can Hospitals Get Back on Track?](#)

9. MEDICAL INFORMATION

- [Industry body calls Russian COVID-19 vaccine a Pandora's box](#)
- [5 Things That Could Go Wrong With A Coronavirus Vaccine](#)
- [South Korea finds new 'mutated' coronavirus](#)
- [Super spreaders – a worrying trend](#)



10. INTERNATIONAL DATA

- ['Don't they care?': Europeans astonished as U.S. hits 5 million cases](#)
- [England will overhaul its contact tracing program](#)
- [Illegal outdoor rave draws 10,000 people, riles remote French region](#)



11. ECONOMIC IMPACT

- [How Did COVID-19 and Stabilization Policies Affect Spending and Employment](#)
- [Congress Must Help Rural America Respond to the Coronavirus](#)
- [Economic Recovery Insights From Raj Chetty's New Data Sources Drive New Profits](#)
- [Amid Dire Jobless Numbers, Small-Business Relief Program Nears End](#)

12. CYBER NEWS

- [Managing Digital Clicks And Cyber Risks In Times Of Covid-19](#)
- [Australia: Three charged over alleged COVID-19 superannuation scam](#)

End Report

Please submit feedback to:

Scott McGregor, CD, BCom

Intelligence Manager

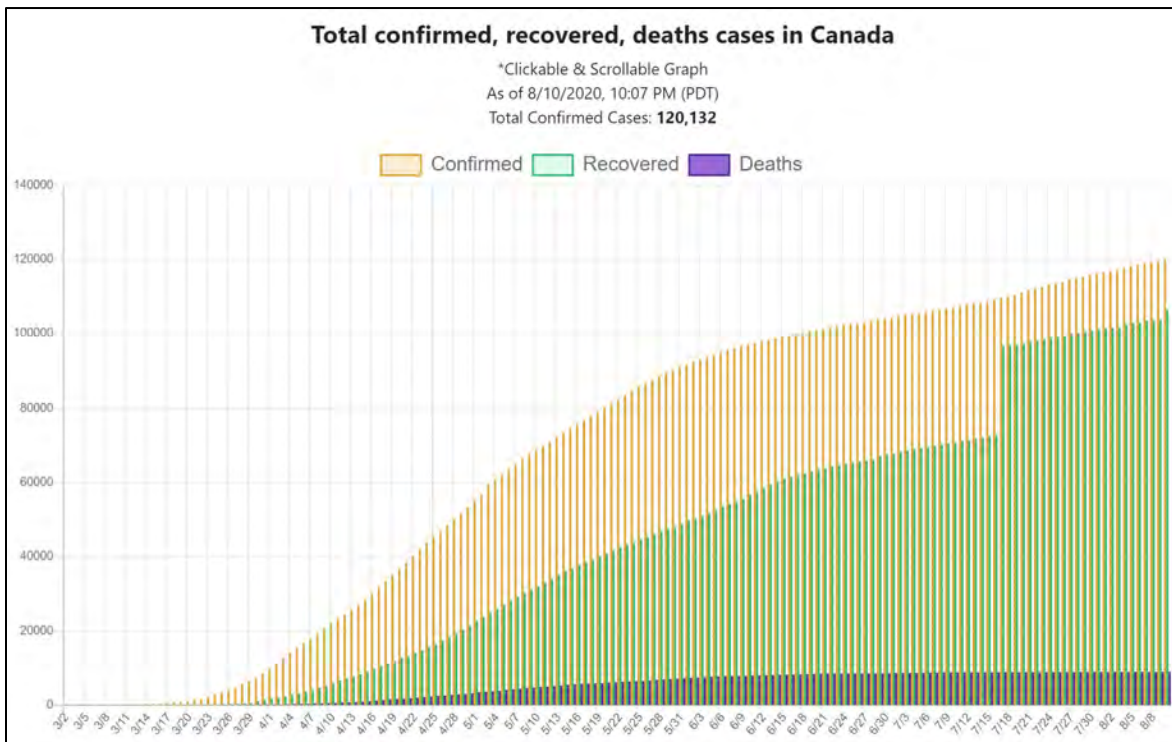
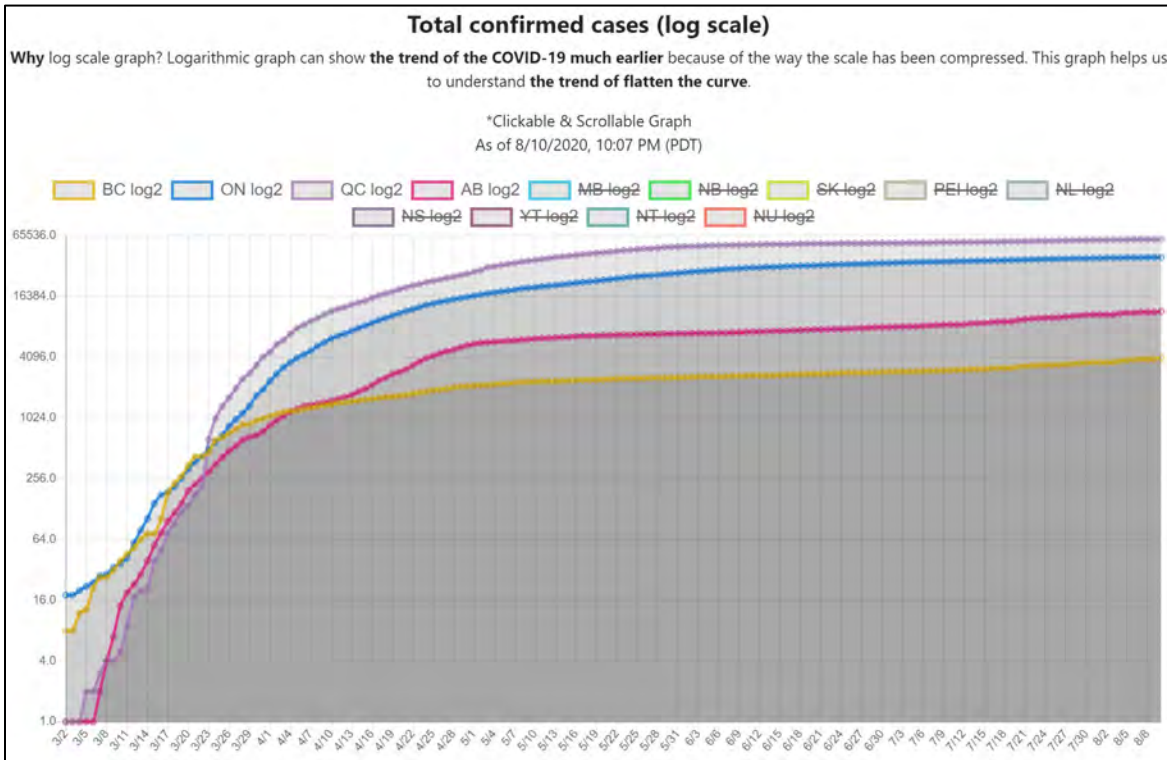
Paladin Risk Solutions Inc.

C. 604-910-7781

smcgregor@paladinrisksolutions.com



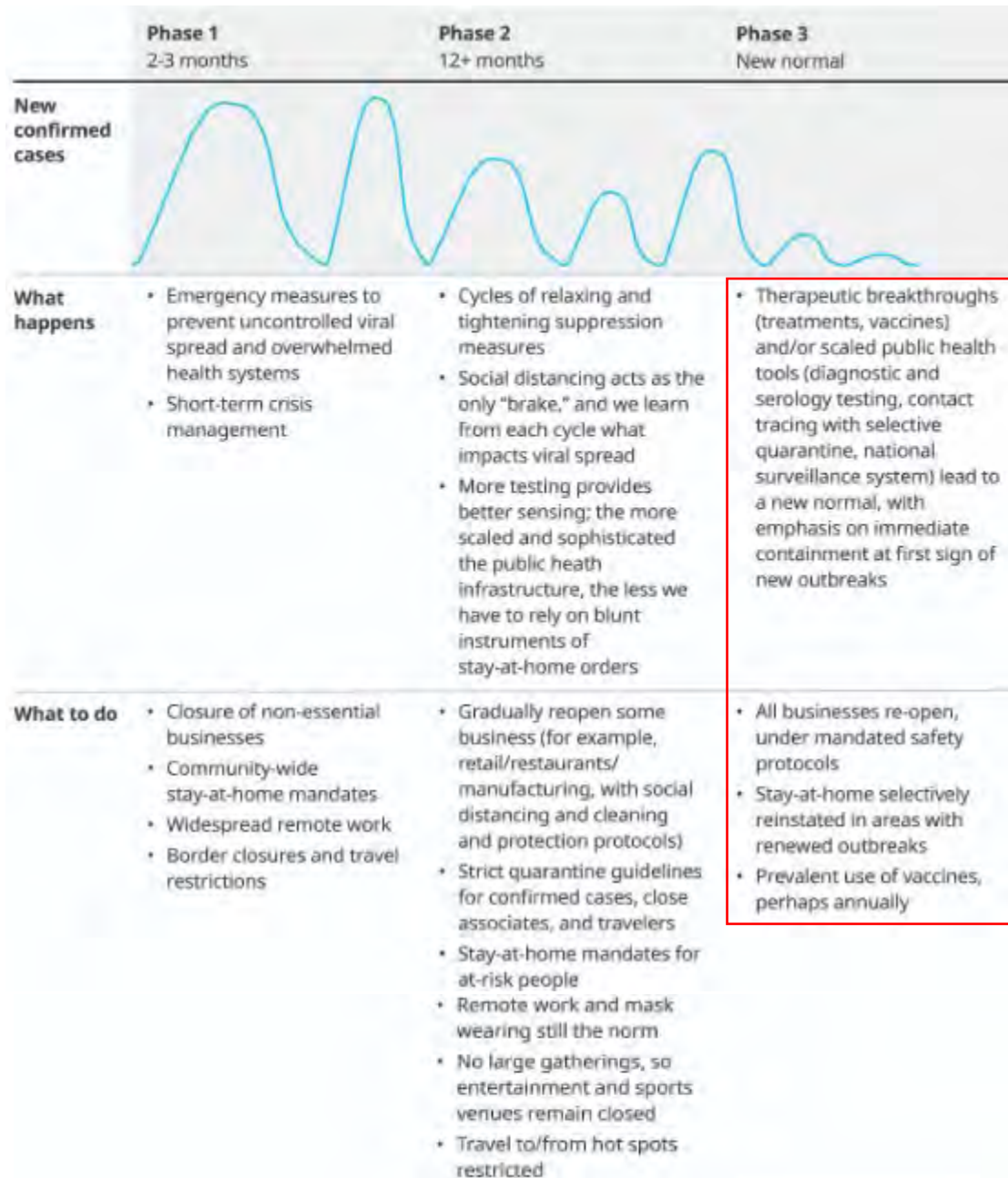
13. APPENDIX A – Canadian Tracking Information



Source: <https://www.covid-19canada.com/graphs>



14. APPENDIX B – Phase 1 to 3: Progression on Managing COVID-19 Pandemic



Source: <https://www.oliverwyman.com/our-expertise/insights/2020/apr/getting-back-to-work-responsibly.html>