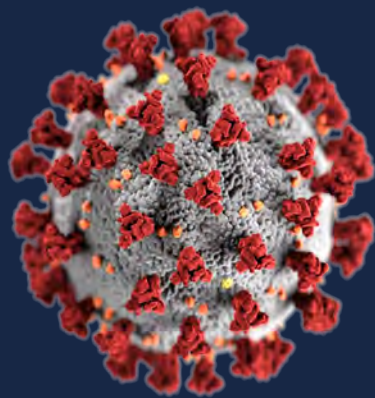




**Paladin  
Risk Solutions**



# **COVID-19**

## **INTELLIGENCE REPORT**

**Prepared for:**

Paladin Security Group  
Emergency Operations Centre

**07 August 2020**



**1. TABLE OF CONTENTS**

2. INSIGHT and SITUATIONAL AWARENESS ..... 2

3. COVID-19 IN CANADA..... 3

3.1. CANADA NEWS..... 5

4. COVID-19 IN USA ..... 6

4.1. USA NEWS ..... 7

5. GLOBAL COMMON OPERATING PICTURE ..... 7

6. LAW ENFORCEMENT AND CRIME REPORTING..... 8

7. TRAVEL..... 8

8. SOLUTION AND RESPONSE EFFORTS..... 8

9. MEDICAL INFORMATION ..... 9

10. INTERNATIONAL DATA ..... 9

11. ECONOMIC IMPACT ..... 9

12. CYBER NEWS ..... 9

13. APPENDIX A – Canadian Tracking Information..... 10

14. APPENDIX B – Phase 1 to 3: Progression on Managing COVID-19 Pandemic..... 11

**DISCLAIMER**

*This report is confidential and is intended to be used solely by the client for whom this report was prepared and to whom it is addressed for information purposes only and for no other purpose, except as may be expressly stated herein. This report may not be copied, reproduced, disseminated, distributed or otherwise made available to any third party, in whole or in part, without the express written consent of Paladin Risk Solutions Inc. which consent may be withheld for any reason. In preparing this report, Paladin Risk Solutions Inc. has used its professional care and diligence and has endeavored to include in this report and to base its analysis upon information that it believes to be relevant to the purposes of this report; however, no representation or warranty, express or implied, is made by Paladin Risk Solutions Inc. as to the accuracy or completeness of the information included in this report.*



## 2. INSIGHT and SITUATIONAL AWARENESS

:: [Click here](#) to access previous featured reports ::

It is possible that health officials in lesser hit areas are not as strict about current measures. It is likely that by fall, when students return to school, COVID-19 will bring a second wave which will be complicated by flu season. As such, if strict measures are implemented during the summer, it will cause lockdown fatigue, and may push some to not follow measures. As Canada appears to not be strictly enforcing individuals on COVID-19 measures, it takes only a few dissenters to let their guard down and possibly cause further spread.

While outdoor activities are common in the summer, and COVID-19 does not seem to spread as easily outdoors, residents may feel the desire to have socially distanced BBQ's and other outdoor activities which adhere to social distancing. As the risk is lower than large indoor gatherings, it is possible health officials are allowing people to take advantage of the nice weather in preparation for a difficult and long fight against COVID-19 in the fall.

Additionally, there have been reports of large indoor gatherings, as well as outdoor gatherings and "bush parties", which are impossible to reinforce in the same way that bars or restaurants are. In BC, about 45 cases are linked to house parties, as well as another 100 or so linked to parties in Kelowna. Having little options of socializing with others in a way many have done previously, it is likely that people may not think of long-term consequences and instead choose to attend a large party due to need for socialization. It is also difficult to trace individuals at parties and large gatherings, as it is often unclear who spent time next to each other and for how long. Recently, Los Angeles has given the directive to cut off water and power to residents whose homes were utilized for large parties. These have been taking place in lieu of closed nightclubs and other types of entertainment facilities as many, especially young people, are not afraid of the virus and its consequence.

While the pandemic rages in some areas of the world, nations continue to follow their own agendas. The continually growing opposition to communist China has gained traction in mainstream media. Increasing numbers of espionage cases, intellectual property theft, subversion and political influence campaigns have made the public more aware of the current state of affairs between western powers and the People's Republic of China. Additionally, there have been steadily increasing cyber attacks targeting critical infrastructure companies. These cyber attacks are not limited to government entities and include large corporations such as Garmin. While there is no official declaration of war between the west and other countries, it is clear that the cyber battle is ongoing and that no targets are off the list. This trend is assessed to continue and likely increase in scope and frequency as tensions between China and USA increase. Due diligence and cyber response services are highly recommended for all sizes of companies. Having a plan, contingency plan and protocols in place should be a priority as these attacks are often sophisticated and can completely disable a company's operations.

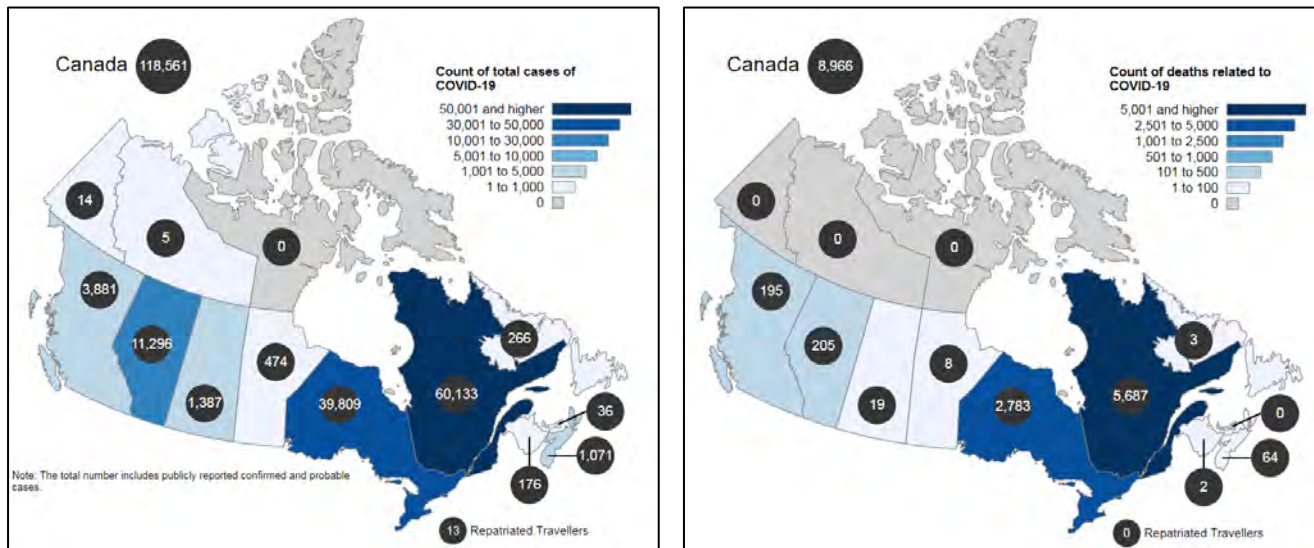
**NOTE:** The PRC conducts state sponsored operations in Canada.

The bombing in Beirut this week has been explained as an unfortunate oversight by port officials who stockpiled 6,700 tons of Ammonium Nitrate (AN). This oversight is being explained as the reason for the blast. Unfortunately, AN does not explode on its own and requires a catalyst. The small explosions heard early on in video released on

social media and other mediums are likely the reason for the larger explosion. Having said that, it is unlikely that such a stockpile of AN would escape the notice of groups such as Hezbollah, who routinely use such materials and are known to stockpile materials. The location of the stockpile and the fact that it was stored in such a large quantity in the same location leaves questions as to why the Port Authority allowed this to happen. It is plausible that the stockpile was left alone for nefarious reasons. If this stockpile was identified by those opposed to groups like Hezbollah as being utilized for attacks in other areas, then it may have been targeted for destruction. This alternative theory has been discussed by many in the Intelligence community and based on historical trend and gap analysis. The theory is just a theory until information is made available that reinforces or refutes this theory. Please be aware that this theory is based on probabilities and is not grounded in evidence, in the law enforcement sense.

**NOTE:** Hezbollah and other terrorist groups have a presence in Canada.

### 3. COVID-19 IN CANADA

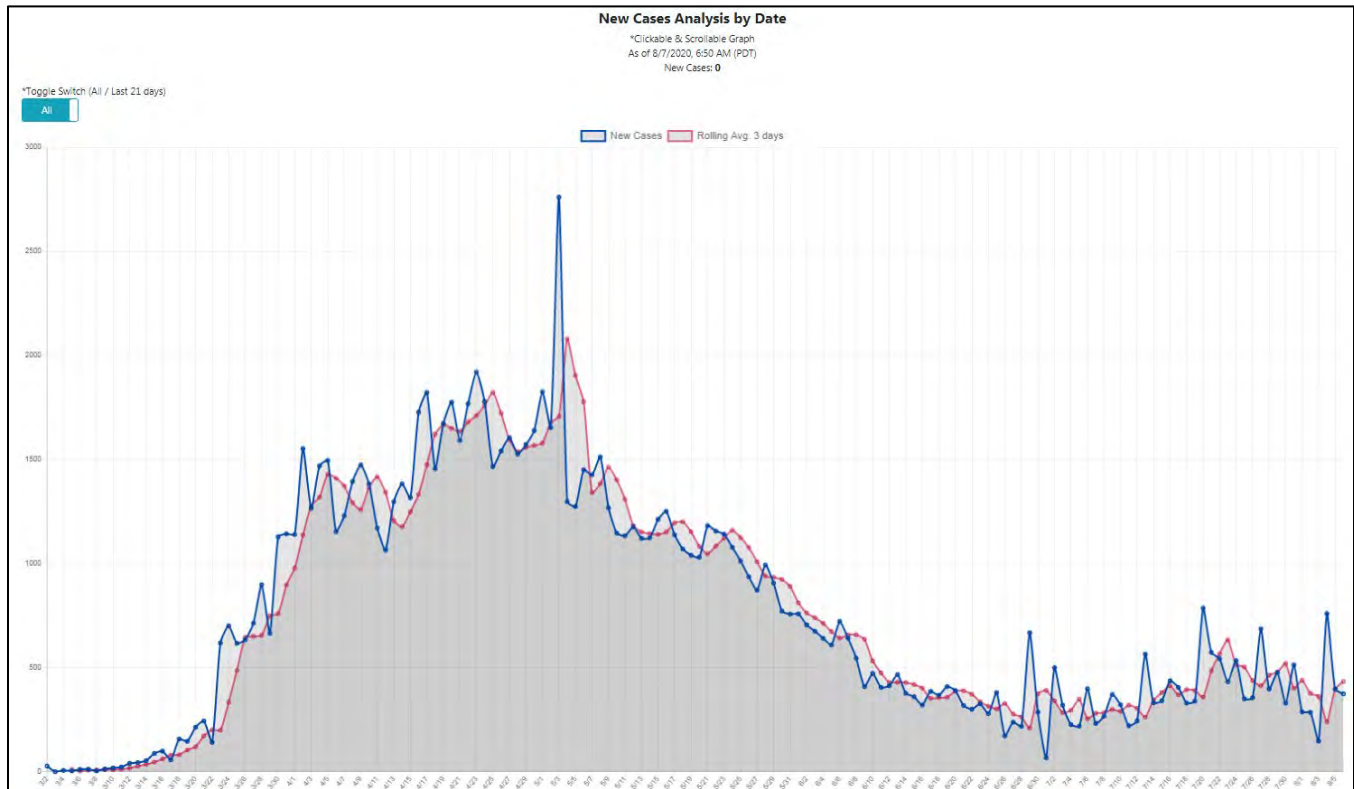


Source: <https://www.canada.ca/en/public-health/services/diseases/2019-novel-coronavirus-infection.html>



Prov.	Total Confirmed	Total Deaths	Total Recovered	Total Active
<b>Total</b>	<b>118,561</b>	<b>8,966</b>	<b>103,106</b>	<b>6,489</b>
BC	3,881	195	3,315	371
ON	39,809	2,783	35,906	1,120
QC	60,133	5,687	50,886	3,560
AB	11,296	205	9,984	1,107
MB	474	8	348	118
NB	176	2	168	6
SK	1,387	19	1,164	204
PEI	36	0	36	0
NL	266	3	263	0
NS	1,071	64	1,005	2
YT	14	0	13	1
NT	5	0	5	0
NU	0	0	0	0
	13	0	13	0
Rate of change	↑ 0.0%	↑ 0.0%	↑ 0.0%	0.0%

Prov.	Total Test	Total Waiting	Total Hosp	Total ICU
<b>Total</b>	<b>4,594,048</b>	-	-	-
BC	276,739	-	11	5
ON	2,321,297	19292	71	29
QC	884,997	-	165	19
AB	735,322	-	76	19
MB	95,547	-	10	5
NB	53,999	-	0	0
SK	106,019	-	13	6
PEI	20,530	131	-	-
NL	26,280	-	0	0
NS	66,230	-	0	0
YT	1,792	31	-	-
NT	3,471	85	0	0
NU	1,825	272	0	0
Rate of change	↑ 0.0%	-	-	-



Source: <https://www.covid-19canada.com>

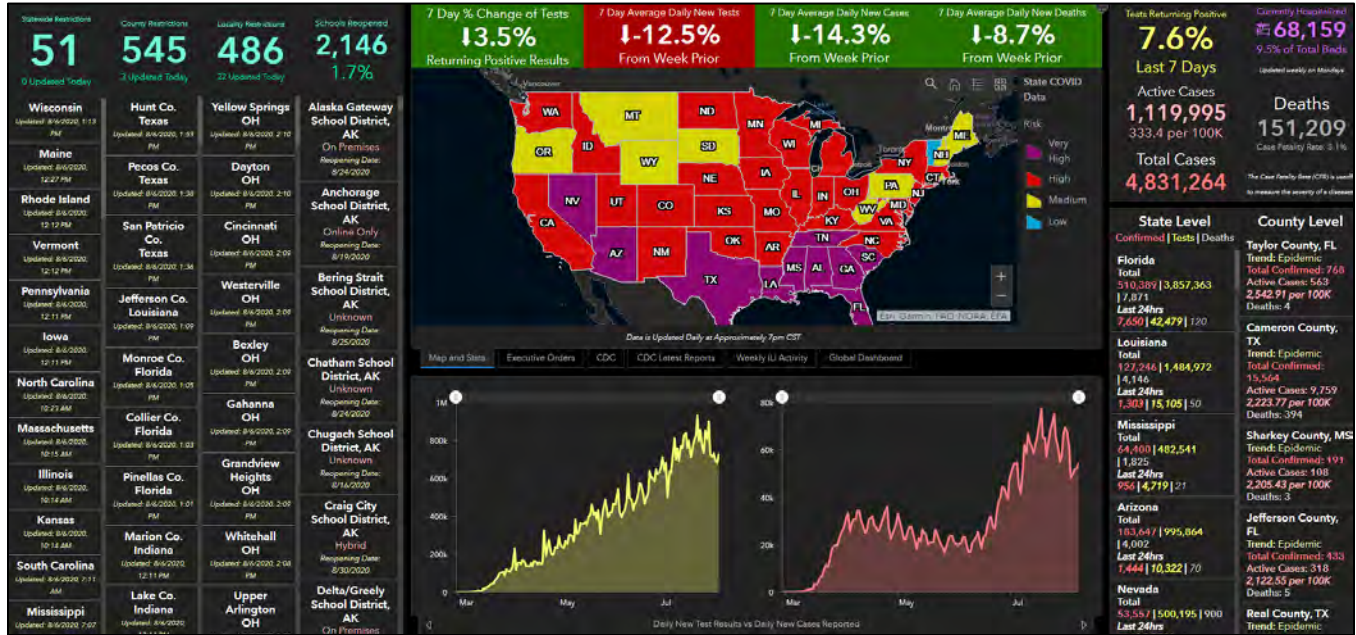
- TransLink and BC Transit are mandating non-medical masks on public transit. Those with medical conditions restricting them from wearing a mask can apply for a card indicating their exemption. This will be enforced by Transit Police but at first focus on education and awareness.
- Ontario has continued their trend of under 100 new daily COVID-19 cases for four consecutive days. Additionally, over recent weeks, the overall trend has been reducing, with some daily exceptions. Since the beginning of the outbreak, Ontario has conducted over 2.3 million tests.

### 3.1. CANADA NEWS

- [Thousands of B.C. businesses close as disease takes toll](#)
- [Private parties in Vancouver area linked to at least 45 COVID-19 cases, says B.C.'s top doctor](#)
- [Mandatory masks to be required on all Metro Vancouver public transit amid COVID-19](#)
- [Alberta Health reports two more COVID-19 deaths, 94 new cases](#)
- [International aid vital to beating COVID-19 in Canada: expert](#)
- [Quebec now allowing festivals of 250 people across the province](#)
- [B.C. reports 47 new cases of COVID-19, no new deaths](#)
- [COVID-19 exposure warning in Yukon led to delays in testing](#)
- [Just over two per cent of Quebec's adult population contracted COVID-19: study](#)
- [Ontario records fewer than 100 new COVID-19 cases for 4th consecutive day](#)
- [What fully-online learning will look like for Ontario students who stay home this fall](#)



4. COVID-19 IN USA



Coronavirus Cases

5,036,079

Deaths:

162,859

Recovered:

2,577,938

USA State	Total Cases	New Cases	Total Deaths	New Deaths	Active Cases	Tot Cases/ 1M pop	Deaths/ 1M pop	Total Tests	Tests/ 1M pop
USA Total	5,036,079	+3,900	162,859	+55	2,295,282	15,215	492	63,161,648	190,819
California	541,494	+244	10,028	+7	325,695	13,704	254	8,500,463	215,135
Florida	510,389		7,747		453,097	23,764	361	3,863,276	179,874
Texas	489,731		8,116		457,811	16,890	280	4,263,342	147,033
New York	448,168		32,817		84,492	23,038	1,687	6,298,805	323,787
Georgia	204,895		4,026		165,831	19,298	379	1,958,817	184,491
Illinois	189,705		7,791		37,628	14,971	615	2,937,749	231,833
New Jersey	189,535		15,922		28,309	21,339	1,793	2,230,245	251,092
Arizona	183,647		4,002		155,114	25,231	550	1,229,713	168,946
North Carolina	131,575		2,115		24,367	12,545	202	1,904,750	181,611
Louisiana	127,246		4,146		34,017	27,372	892	1,484,972	319,432
Pennsylvania	121,294		7,364		25,375	9,475	575	1,296,971	101,310
Massachusetts	119,874		8,691		12,162	17,392	1,261	1,362,645	197,700
Tennessee	116,350		1,186		37,606	17,037	174	1,633,642	239,215
Virginia	97,882	+2,015	2,317	+18	82,930	11,468	271	1,313,693	153,909
Ohio	97,490		3,628		19,250	8,340	310	1,592,841	136,267

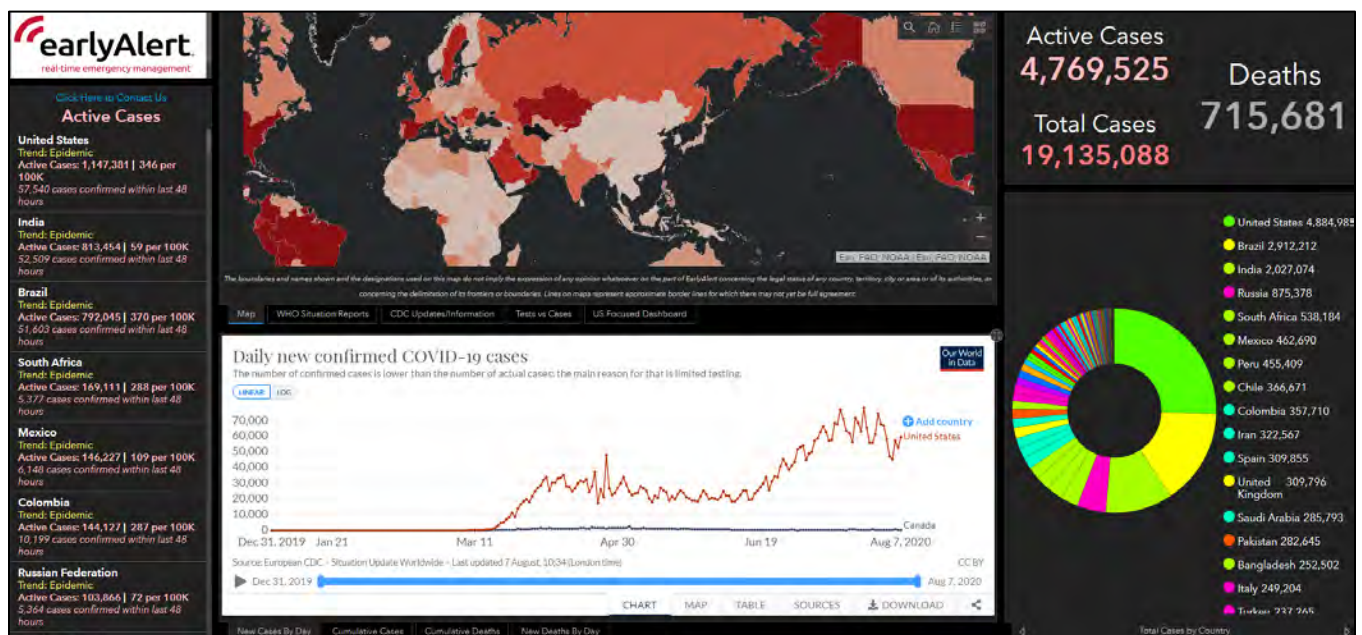
- Testing in the USA appears to be decreasing, and is being attributed to long wait times to get tested and weeks for results to be given. In 22 states including Alabama, Missouri and Mississippi, where the percentage of positive test results was increasing, the test count is now falling with an average of 3.6% in the past two weeks. Experts now wonder whether a faster and less effective test which provides results within hours may be an effective solution for the continuing reduction in people taking tests.

- According to a new model, the USA death toll could be more than 300,000 by December 1. However, this number can be greatly reduced if more people wore masks, with 66,000 lives saved if 95% of people wear masks. Some experts are beginning to recommend masks are worn at home as well, to attempt to step the spread amongst family members.

## 4.1. USA NEWS

- [Testing in U.S. dropping as case count stays high, deaths rise](#)
- [Los Angeles to shut off water and power to party houses](#)
- [Model projects nearly 300,000 Americans could die from Covid-19 by December](#)
- [It's possible U.S. will have vaccine before Nov. 3 election, Trump claims](#)
- [Fauci says he's confident coronavirus vaccine will get to U.S. by 2021](#)
- [Over 100 students forced to quarantine after first week of school in Mississippi town](#)
- [New York City sets up quarantine checkpoints to stop COVID-19 spread](#)

## 5. GLOBAL COMMON OPERATING PICTURE







		Total Confirmed	Total Deaths	Total Recovered			Mortality Rate			
		19,311,573	718,618	12,397,992			3.72%			
#	Country	Confirmed	Deaths	Recov.	Mort.	Critical	Active	Cases /1M	Active /1M	Deaths /1M
1	USA	5,035,835 (+3,656)	162,854 (+50)	2,577,914	3.2%	18,296	2,295,067	15,205	6930	492
2	Brazil	2,917,562	98,644	2,047,660	3.4%	8,318	771,258	13,716	3626	464
3	India	2,040,261 (+14,852)	41,792 (+154)	1,386,452	2.0%	8,944	612,017	1,477	443	30
4	Russia	877,135 (+5,241)	14,725 (+119)	683,592	1.7%	2,300	178,818	6,010	1225	101
5	South Africa	538,184	9,604	387,316	1.8%	539	141,264	9,063	2379	162
6	Mexico	462,690 (+6,590)	50,517 (+819)	308,848	10.9%	3,987	103,325	3,585	801	391
7	Peru	455,409	20,424	310,337	4.5%	1,426	124,648	13,793	3775	619
8	Chile	366,671	9,889	340,168	2.7%	1,358	16,614	19,165	868	517
9	Colombia	357,710	11,939	192,355	3.3%	1,493	153,416	7,023	3012	234
10	Spain	354,530	28,500	n/a	8.0%	617	326,030	7,582	6973	610
11	Iran	322,567 (+2,450)	18,132 (+156)	279,724	5.6%	4,136	24,711	3,836	294	216
12	UK	308,134	46,413	n/a	15.1%	73	261,721	4,537	3853	683
13	Saudi Arabia	285,793 (+1,567)	3,093 (+38)	248,948	1.1%	1,892	33,752	8,197	968	89
14	Pakistan	282,645 (+782)	6,052 (+17)	258,099	2.1%	826	18,494	1,277	84	27
15	Bangladesh	252,502 (+2,851)	3,333 (+27)	145,584	1.3%	n/a	103,585	1,532	628	20
16	Italy	249,204	35,187	201,323	14.1%	42	12,694	4,122	210	582
17	Turkey	237,265	5,798	220,546	2.4%	580	10,921	2,810	129	69
18	Argentina	228,195	4,251	99,852	1.9%	1,150	124,092	5,044	2743	94
19	Germany	215,604 (+394)	9,252	196,200	4.3%	236	10,152	2,572	121	110
20	France	195,633	30,312	82,460	15.5%	384	82,861	2,996	1269	464
21	Iraq	144,064 (+3,461)	5,236 (+75)	103,197	3.6%	566	35,631	3,574	884	130
22	Philippines	122,754 (+3,379)	2,168 (+24)	66,852	1.8%	239	53,734	1,119	490	20
23	Indonesia	121,226 (+2,473)	5,593 (+72)	77,557	4.6%	n/a	38,076	443	139	20
24	Canada	118,561	8,966	103,106	7.6%	2,263	6,489	3,129	172	237

6. LAW ENFORCEMENT AND CRIME REPORTING

- [Calgary mom among hundreds of Canadians victimized by identity fraud linked to CERB](#)
- [Prosecutors: Texas man stole US\\$1.6M in COVID-19 relief money](#)
- [COVID-19-themed cyber attacks becoming more advanced and sophisticated: Interpol](#)

7. TRAVEL

- [CDC relaxes travel advice for about 20 countries](#)
- [Where can Americans vacation internationally right now?](#)
- [B.C. asks for Ottawa's help accessing critical flight data during COVID-19](#)

8. SOLUTION AND RESPONSE EFFORTS

- [Data and demographics: Is the COVID-19 death rate lower in the developing world?](#)
- [Face masks at home may be needed as U.S. battles coronavirus: task force head](#)
- [Coronavirus vaccines speed ahead — but scientists stress safety first](#)
- [Work on hydroxychloroquine delayed promising studies of convalescent plasma](#)



## 9. MEDICAL INFORMATION

- [Health Canada expands list of recalled hand sanitizers to more than 45 products](#)
- [Living with face masks: How to stow them, reuse disposables and more](#)
- [World economy will recover faster if everyone can get coronavirus vaccine: WHO](#)

## 10. INTERNATIONAL DATA

- [Data and demographics: Is the COVID-19 death rate lower in the developing world?](#)
- [India's Coronavirus Count Crosses 2 Million-mark; Death Toll Surges Past 41,000](#)
- [European countries reimpose lockdown and travel ban as fear of COVID-19 resurgence looms](#)

## 11. ECONOMIC IMPACT

- [Bombardier says business jet activity picking up after taking COVID-19 hit](#)
- [BCE's wireless and television operations hit hard by COVID-19 economic slowdown](#)
- [Covid-19 seems to have changed lifestyles for good](#)
- [Coca Cola, Tysons Food among consumer staples to see stocks decline amid coronavirus pandemic](#)

## 12. CYBER NEWS

- [COVID Alert app could result in some people being ID'd](#)
- [U.S. State Dept.: Russia pushes COVID-19 misinformation in online network](#)
- [1.1 billion fraud attacks detected since the beginning of 2020](#)

End Report

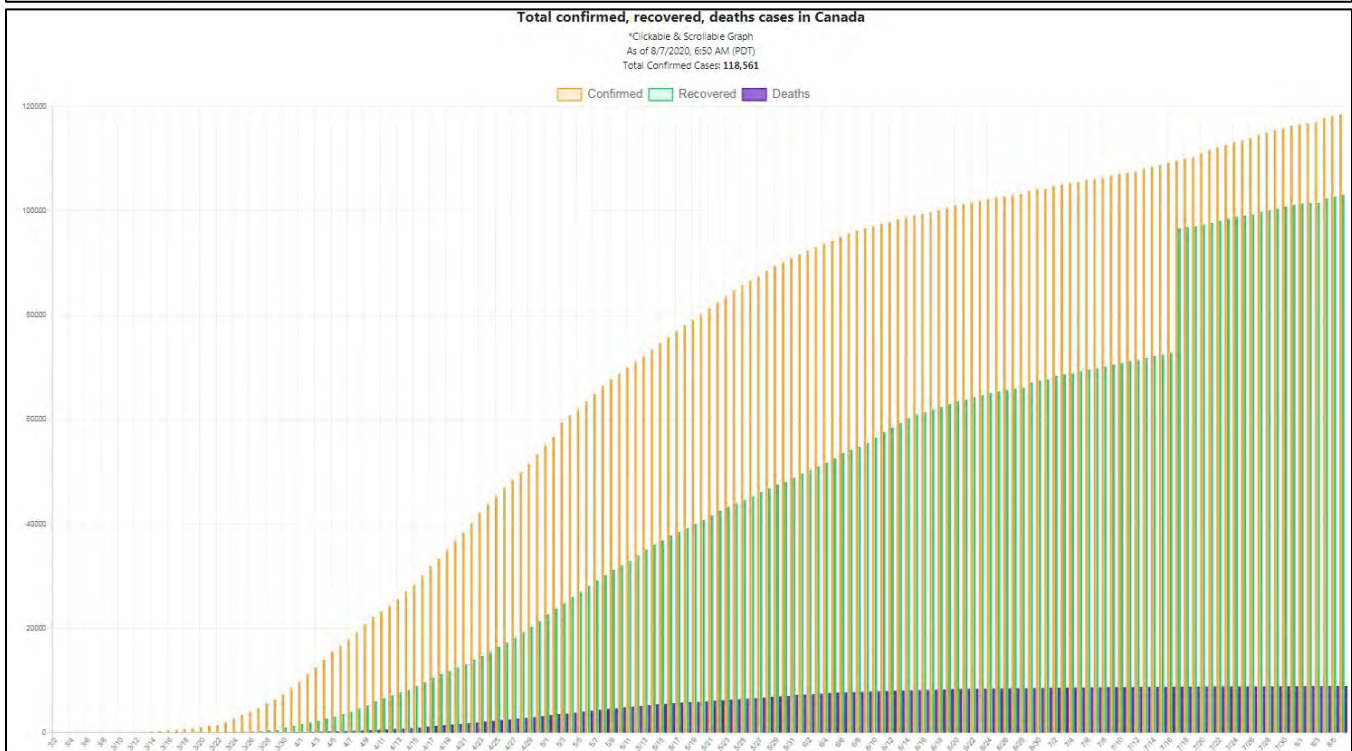
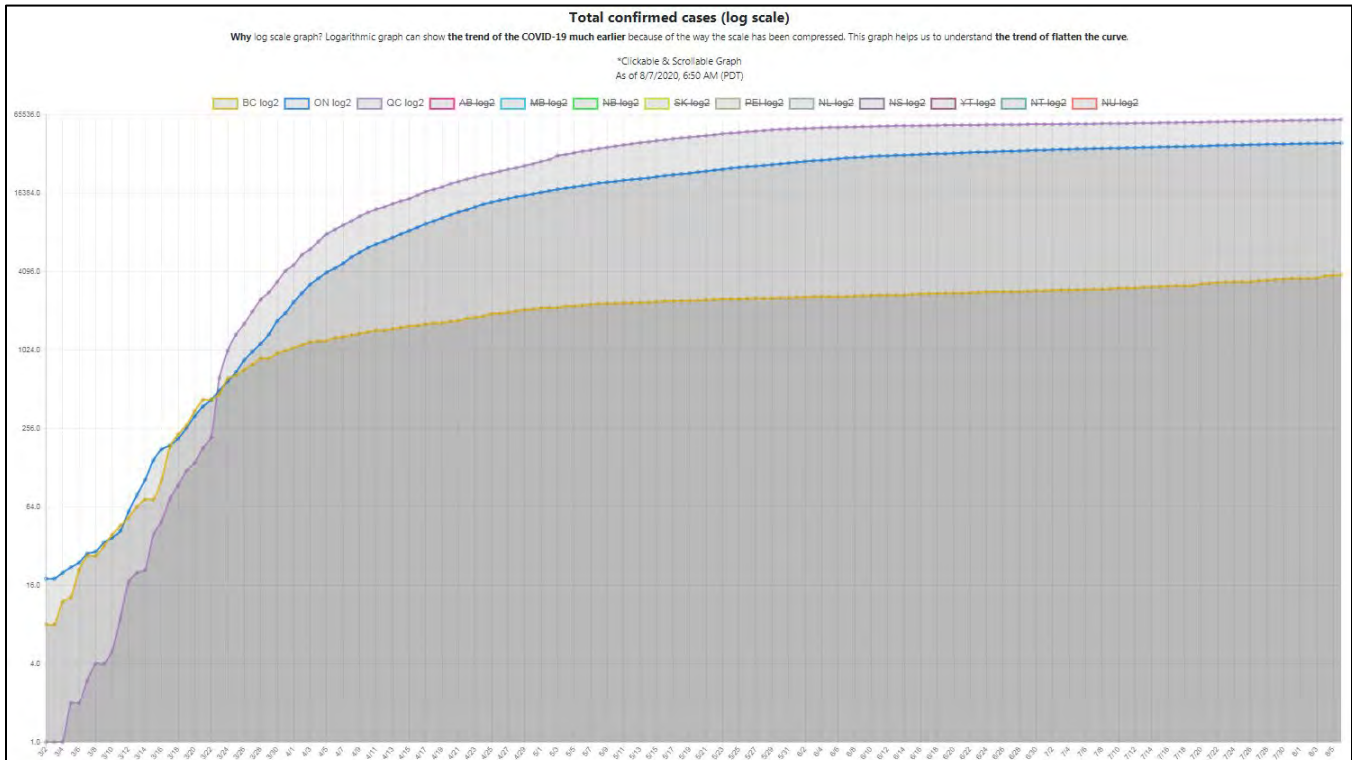
---

*Please submit feedback to:*

**Scott McGregor, CD, BCom**  
Intelligence Manager  
**Paladin Risk Solutions Inc.**  
C. 604-910-7781  
[smcgregor@paladinrisksolutions.com](mailto:smcgregor@paladinrisksolutions.com)

*Special thanks to MG, Senior OSINT Analyst and Investigator*

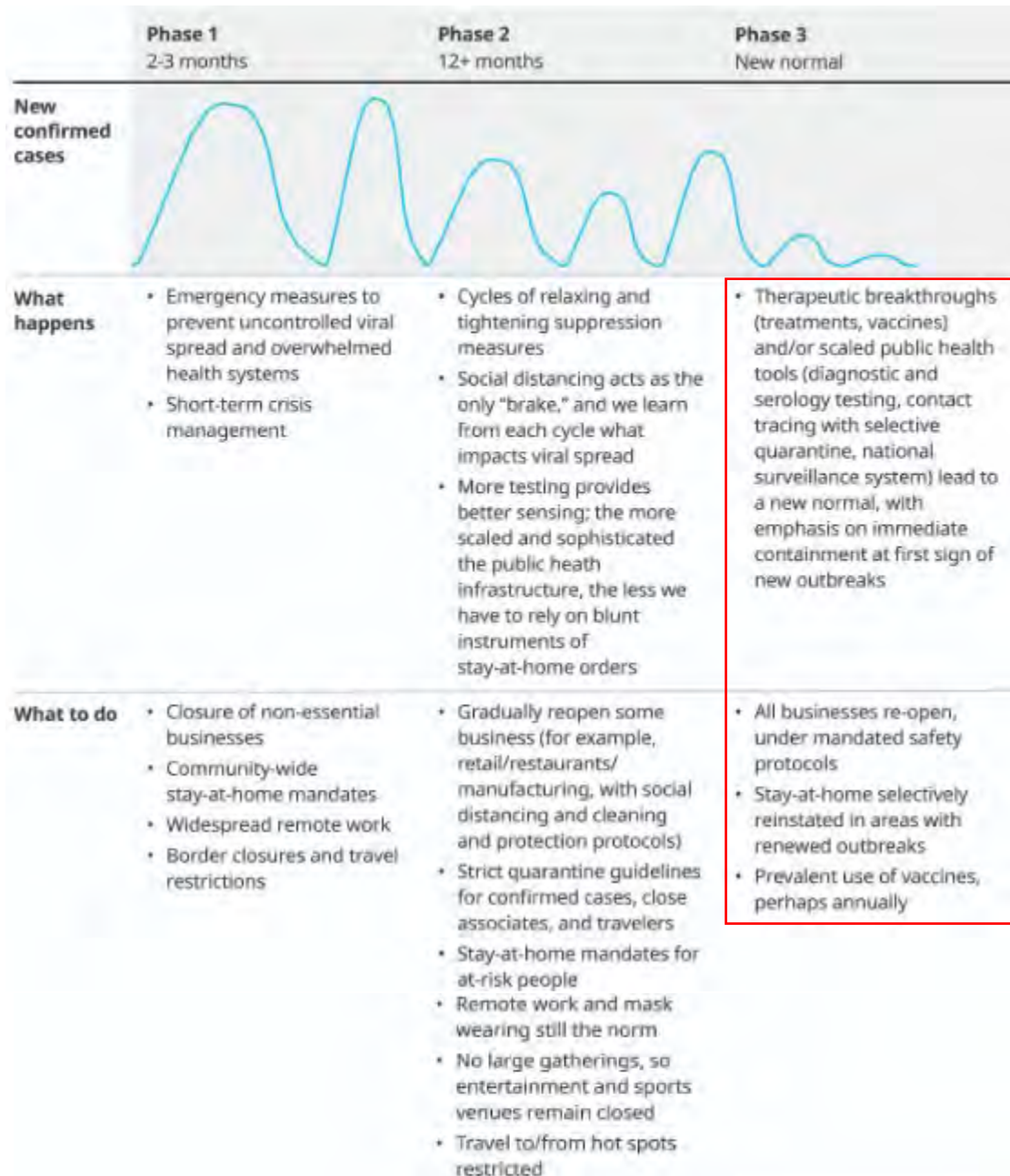
### 13. APPENDIX A – Canadian Tracking Information





Source: <https://www.covid-19canada.com/graphs>

14. APPENDIX B – Phase 1 to 3: Progression on Managing COVID-19 Pandemic



Source: <https://www.oliverwyman.com/our-expertise/insights/2020/apr/getting-back-to-work-responsibly.html>