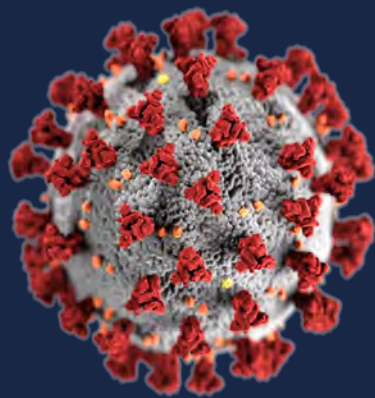




**Paladin
Risk Solutions**



COVID-19

INTELLIGENCE REPORT

Prepared for:

Paladin Security Group
Emergency Operations Centre

21 July 2020



1. TABLE OF CONTENTS

2. INSIGHT and SITUATIONAL AWARENESS 2

3. COVID-19 IN CANADA..... 3

3.1. CANADA NEWS..... 5

4. COVID-19 IN USA 6

4.1. USA NEWS 7

5. GLOBAL COMMON OPERATING PICTURE 7

6. LAW ENFORCEMENT AND CRIME REPORTING 8

7. TRAVEL..... 8

8. SOLUTION AND RESPONSE EFFORTS 8

9. MEDICAL INFORMATION 9

10. INTERNATIONAL DATA 9

11. ECONOMIC IMPACT 9

12. CYBER NEWS 9

13. APPENDIX A – Canadian Tracking Information 10

14. APPENDIX B – Phase 1 to 3: Progression on Managing COVID-19 Pandemic 11

DISCLAIMER

This report is confidential and is intended to be used solely by the client for whom this report was prepared and to whom it is addressed for information purposes only and for no other purpose, except as may be expressly stated herein. This report may not be copied, reproduced, disseminated, distributed or otherwise made available to any third party, in whole or in part, without the express written consent of Paladin Risk Solutions Inc. which consent may be withheld for any reason. In preparing this report, Paladin Risk Solutions Inc. has used its professional care and diligence and has endeavored to include in this report and to base its analysis upon information that it believes to be relevant to the purposes of this report; however, no representation or warranty, express or implied, is made by Paladin Risk Solutions Inc. as to the accuracy or completeness of the information included in this report.



2. INSIGHT and SITUATIONAL AWARENESS

:: [Click here](#) to access previous featured reports ::

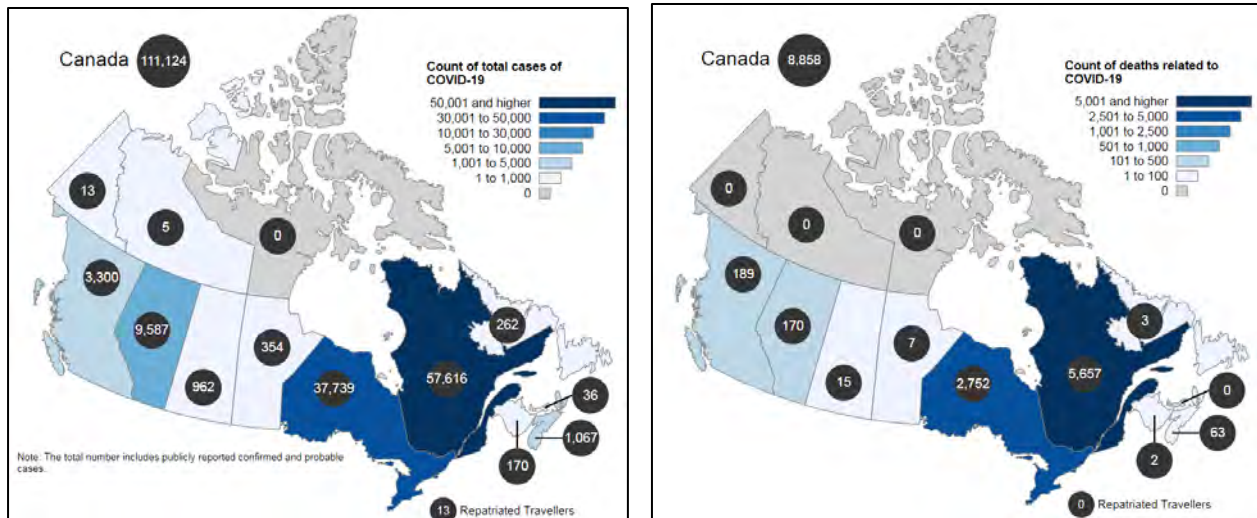
Canada is reporting over 400 new daily COVID-19 cases after having not seen that many daily cases since mid June. Canada is no longer flattening the curve, which is beginning to slightly increase. Alberta has reported 165 new cases, its biggest increase since May. BC has reported 102 new COVID-19 cases in the previous three days, with one day having 51 positive cases, also not seen since early May. Over 60 cases have been associated with an outbreak in Kelowna, mostly affecting people in their 20's and 30's who attended multiple private gatherings and bars around Canada Day. Contact tracing on those who have tested positive suggests that they have been in contact with large numbers of people and are no longer participating in "safe interactions", which include social distancing and mask wearing. Spring contract tracing found that patients only had about three to four people with whom they closely interacted, while current contact tracing has had to trace between 20 to 30 contacts for each patient.

With non-essential travel in BC allowed, and the warming weather taken advantage of by many, it is likely we will see a spike in cases clustered around young people who are not as affected by the virus. Young people may have more opportunity to participate in recreational activities as many layoffs have disproportionately affected industries in which young people are employed, such as tourism and hospitality as well as others may not have been able to locate summer jobs. As such, they are taking advantage of an opportunity which may not come again, as government benefits may only last for a few more months. With summer recreation, more individuals are spending time with others in cars, sharing food, and drinking, which often reduces one's conscientiousness and subsequently the social distancing rules. Additionally, it is likely that as some businesses return to operating closer to their usual capacity, and more people venture out, that individuals may see that those around them have relaxed their measures and may appear more comfortable with doing so themselves.

A warning by health officials suggests that we are currently at a tipping point, with possible "explosive growth" if careful measures are not taken by residents. This includes cutting one's contacts to 65% to 70% of from normal interactions, while the average person is currently at about 70%-80%. We are likely removed from the negative consequences of COVID-19, having been a province that was not as heavily affected as some others. It is possible some do not understand the speed by which the virus is spread. Moreover, it is likely difficult for an individual to calculate how many interactions are exactly 60% of their regular contact, let alone how that differs from 70%. We will likely follow the path of many other countries which have reopened but have seen a spike in cases subsequent to reopening, such as Israel, South Korea, Japan and many others. Interestingly, Europe has mostly avoided a surge during reopening, and lessons may be learned from their handling of reopening. Many European countries mandated masks, and Europeans appear to be more comfortable with adhering to social distancing rules. It is believed that some areas may implement measures such as intermittent lockdowns and specific shutdowns of affected businesses and locations. This will assist in reducing the spread on specific hotspots, as well as allowing for the economy to continue, businesses to be as little affected by the measures, and allowing for most to continue their lives without having measures disrupt everyone.

For places experiencing spikes after reopening, a mandatory mask policy in indoor public places may assist in reducing the spread, especially in places right on the brink of resurgence. It may also be of benefit to provide individuals with less vague recommendations regarding what measures an individual should take. Instead of advising people to reduce their contacts to 65% from the normal, directions outlining how many individuals one may see, or specific directions regarding summer activities which will only last for a couple of months before the weather will likely bring many back indoors.

3. COVID-19 IN CANADA

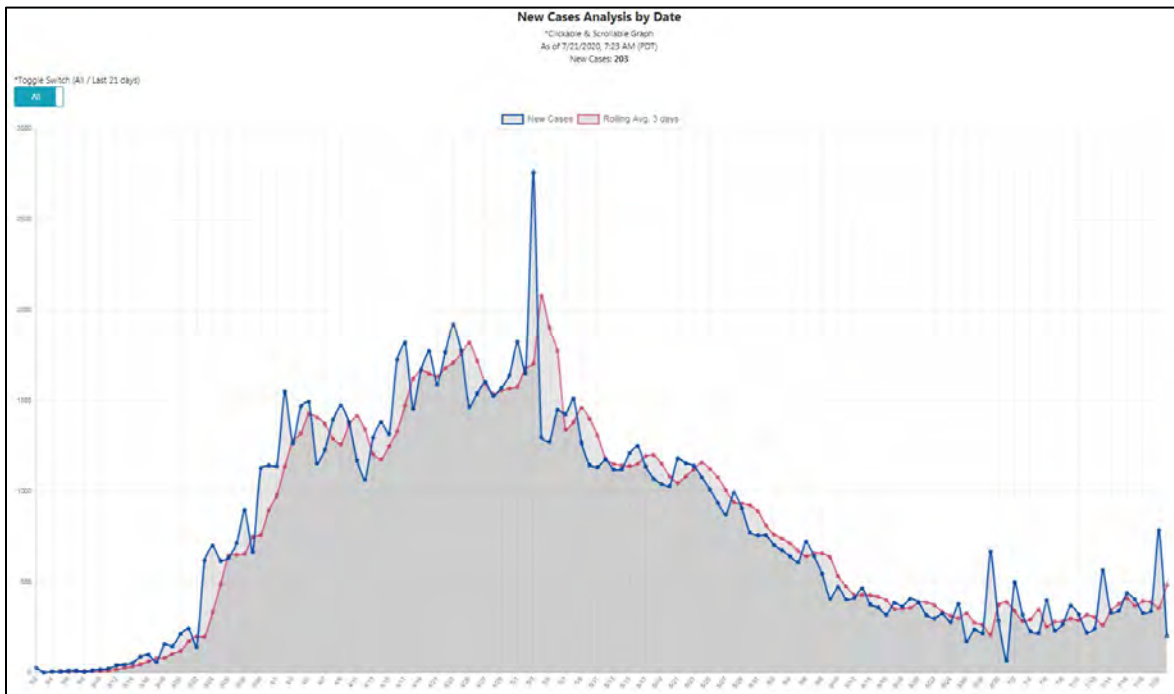


Source: <https://www.canada.ca/en/public-health/services/diseases/2019-novel-coronavirus-infection.html>

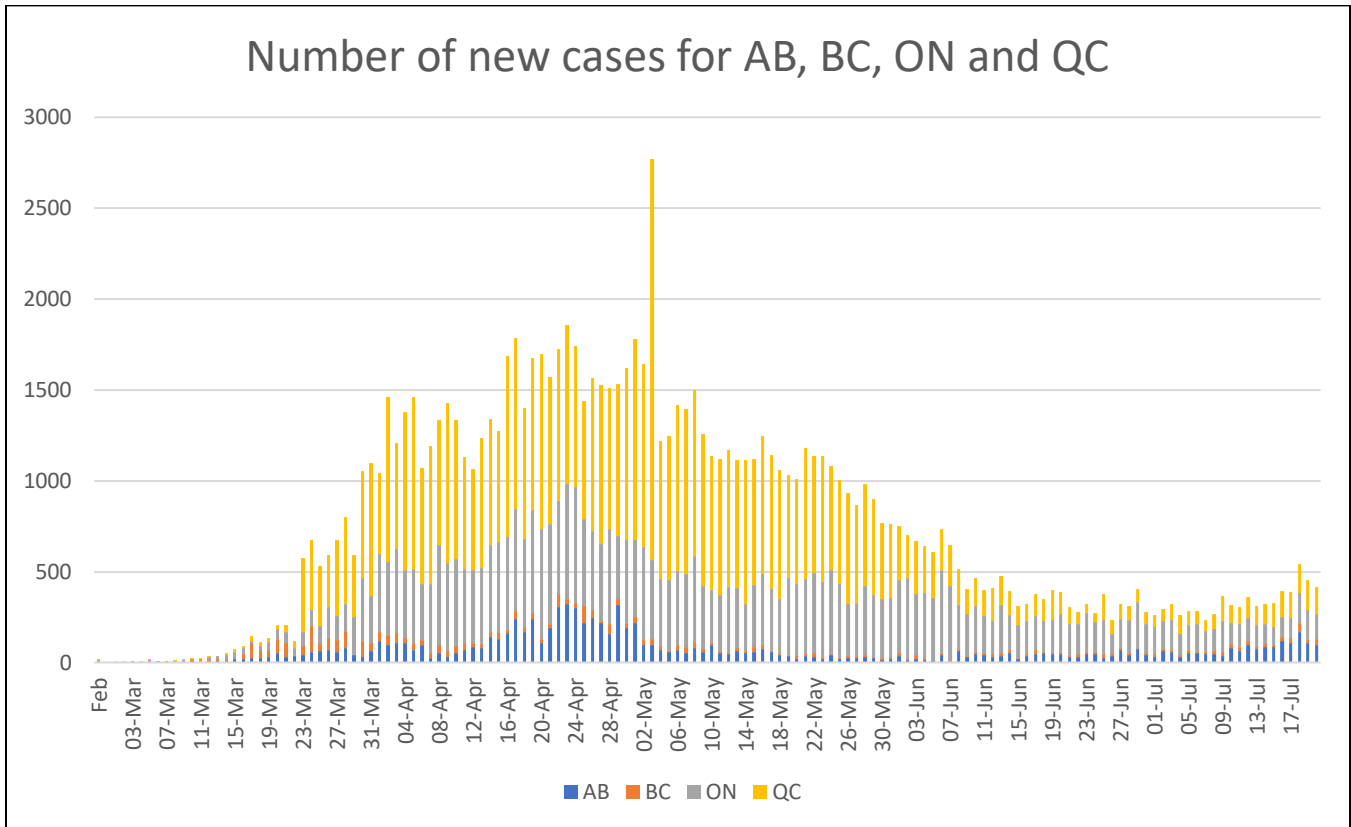
Prov.	Total Confirmed	Total Deaths	Total Recovered	Total Active
Total	111,327 (↑203)	8,859 (↑1)	97,566 (↑92)	4,902 (↑11)
BC	3,300	189	2,858	253
ON	37,942 (↑203)	2,753 (↑1)	33,605 (↑92)	1,584 (↑110)
QC	57,616	5,657	50,190	1,769
AB	9,587	170	8,308	1,109
MB	354	7	318	29
NB	170	2	163	5
SK	962	15	802	145
PEI	36	0	31	5
NL	262	3	259	0
NS	1,067	63	1,003	1
YT	13	0	11	2
NT	5	0	5	0
NU	0	0	0	0
🇨🇦	13	0	13	0
Rate of change	↑ 0.2%	↑ 0.0%	↑ 0.1%	↑ 2.3%



Prov.	Total Test	Total Waiting	Total Hosp	Total ICU
Total	3,806,628 (+22,974)	-	-	-
BC	236,669	-	16	4
ON	1,910,109 (+22974)	11842 (+491)	120 (+5)	36 (-1)
QC	754,193	-	251	17
AB	590,502	-	86	17
MB	76,354	-	0	0
NB	49,083	-	0	0
SK	82,943	-	10	3
PEI	17,358	87	-	-
NL	22,131	-	0	0
NS	61,139	-	0	0
YT	1,417	5	-	-
NT	3,048	53	0	0
NU	1,682	182	0	0
Rate of change	↑ 0.6%	-	-	-



Source: <https://www.covid-19canada.com>



	AB	BC	MB	NB	NL	NS	ON	PE	QC	SK	YK	Total
17-Jul	105	28	5	0	0	0	111	0	141	13	0	403
18-Jul	165	51	1	0	0	0	166	0	158	6	0	547
19-Jul	106	19	6	1	0	0	164	0	166	5	0	467
20-Jul	97	32	11	1	0	0	135	0	150	19	2	447

- The Canadian government has been preparing supplies to give two doses of COVID-19 vaccine to all Canadians. This includes 75 million syringes, alcohol swabs and bandages. Over 20 vaccine candidates are currently being investigated internationally, and it believed a vaccine will not be authorized until 2021. To provide enough vaccinations to everyone in the world it may be required that more than one company create a workable vaccine.
- A number of provinces are experiencing an uptick in cases, including BC, Ontario, Quebec and Alberta. Alberta now has the largest number of active COVID-19 cases per capita.

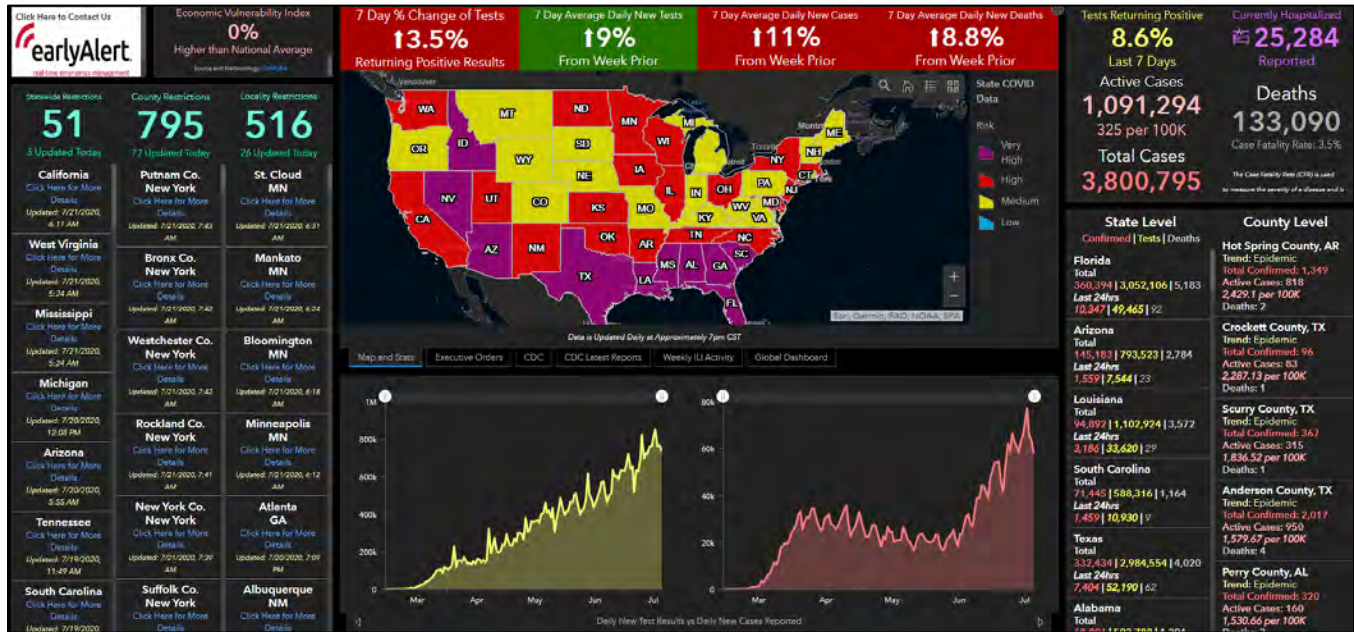
3.1. CANADA NEWS

- [445 new coronavirus cases pushes Canada past 111,000 as curve begins to rise](#)
- [B.C. warned of potential for 'explosive growth' as 102 new COVID-19 cases from over the weekend announced](#)
- [Alberta has most active COVID cases per capita, as some provinces see infections spike after reopening](#)
- [Montreal man arrested for disobeying mandatory mask rule in Tim Hortons](#)



- [Anxiety high as Canadian schools prepare for students from COVID-ravaged U.S.](#)
- [More Americans eye move to Canada as COVID-19 cases surge in U.S.](#)
- [Two Yukoners contract COVID-19 Outside](#)
- [Feds order supplies to give two doses of COVID-19 vaccine when it's ready](#)
- [88% of Canada's coronavirus cases are considered recovered](#)

4. COVID-19 IN USA



Coronavirus Cases

3,964,355

Deaths:
143,919

Recovered:
1,851,125

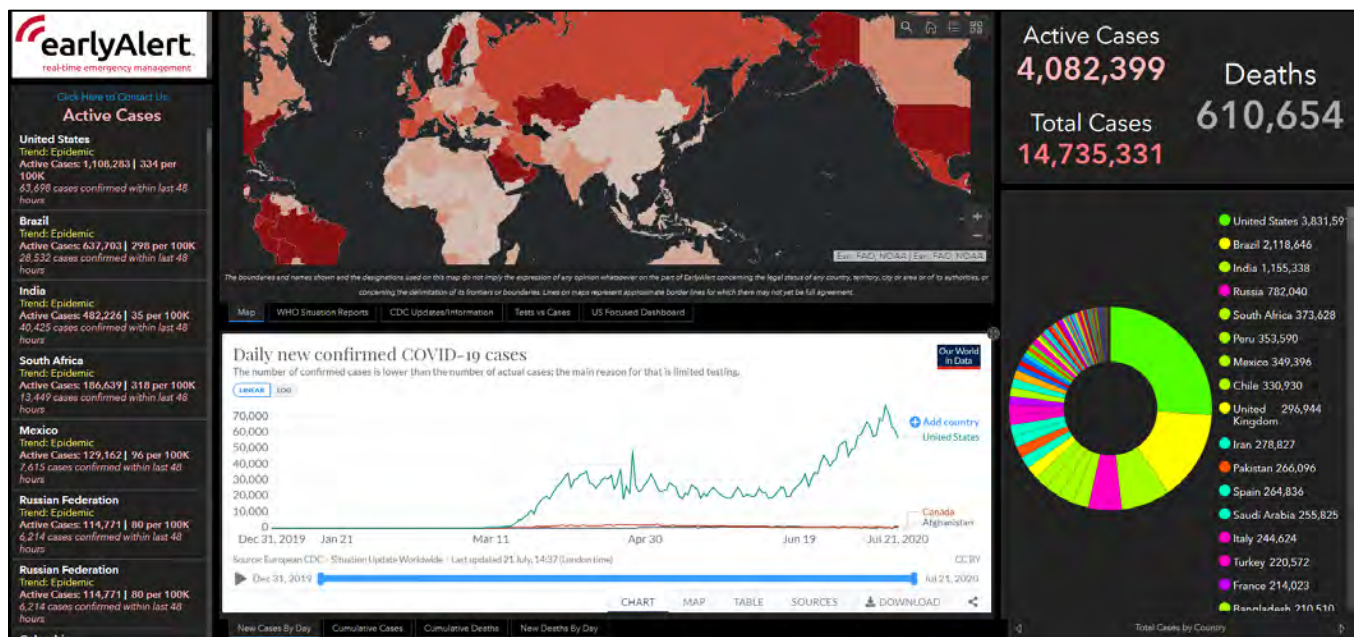
USA State	Total Cases	New Cases	Total Deaths	New Deaths	Active Cases	Tot Cases/ 1M pop	Deaths/ 1M pop	Total Tests	Tests/ 1M pop
USA Total	3,964,355	+2,926	143,919	+85	1,969,311	11,977	435	49,191,253	148,613
New York	434,871		32,584		157,032	22,354	1,675	5,164,812	265,494
California	399,898		7,773	+4	282,678	10,121	197	6,414,321	162,338
Florida	360,394		5,075		316,879	16,780	236	3,052,106	142,106
Texas	347,135		4,181		165,083	11,972	144	3,269,897	112,771
New Jersey	183,114		15,804		59,095	20,616	1,779	1,802,874	202,976
Illinois	163,923		7,494		17,710	12,936	591	2,279,109	179,856
Georgia	145,575		3,176		118,624	13,711	299	1,476,722	139,085
Arizona	145,183		2,784		123,881	19,946	382	1,003,987	137,935
Massachusetts	113,789		8,433		9,966	16,509	1,224	1,130,981	164,089
Pennsylvania	106,498		7,088		22,630	8,319	554	1,041,028	81,318
North Carolina	101,294		1,680		20,907	9,658	160	1,423,888	135,762
Louisiana	94,892		3,576		38,028	20,412	769	1,102,924	237,249
Michigan	82,395		6,373		20,860	8,250	638	1,726,283	172,855
Tennessee	79,754		847		32,933	11,678	124	1,214,383	177,823

- The FDA has issued an emergency use authorization for COVID-19 tests which allow for pooled samples of up to four individuals to be collected. Testing up to four people may allow for more people to be tested at once and quickly. If the pool is positive, the samples are separately retested to figure out which of the samples are the positive one(s). However, this type of sampling technique is usually utilized in areas with low prevalence.
- The Trump administration is looking into a COVID-19 aid package which is focusing on those who are unemployed and in school. With many parents having no childcare options, the productivity level of parents at work is likely reduced and bringing individuals back to the workforce is a significant aspect of the economy. Discussions were conducted regarding continued unemployment payments with a focus on ensuring that the government doesn't "pay people more money to stay home than go to work" but also ensure that people are coming back to a safe workplace.
- The extra COVID-19 benefits in the USA are ending next week, and without new assistance, many will be forced into poverty and will be unable to pay their bills or medical insurance.

4.1. USA NEWS

- [FDA Issues First Emergency Authorization for Sample Pooling in Diagnostic Testing](#)
- [Florida Virus 'Out of Control,' Los Angeles Is on the Brink](#)
- [Florida teachers sue governor, education department over plans to reopen schools](#)
- [Trump administration says next coronavirus aid package should focus on 'kids and jobs and vaccines'](#)
- [Trump gives masks his strongest endorsement yet after having downplayed them for months](#)
- [Florida father hospitalized with COVID-19 after son met friends against family's wishes](#)
- [COVID-19 cases spike in L.A. as 15 kids sick with rare virus-related syndrome](#)
- [Millions of kids in the U.S. told full return to school in fall unlikely](#)
- [Washington says new COVID-19 data site is better than CDC program it replaced](#)

5. GLOBAL COMMON OPERATING PICTURE





		Total Confirmed	Total Deaths	Total Recovered			Mortality Rate			
		14,907,345	614,450	8,955,047			4.12%			
#	Country	Confirmed	Deaths	Recov.	Mort.	Critical	Active	Cases /1M	Active /1M	Deaths /1M
1	USA	3,964,355 (+2,926)	143,915 (+81)	1,851,125	3.6%	16,616	1,969,315	11,973	n/a	435
2	Brazil	2,121,645	80,251	1,409,202	3.8%	8,318	632,192	9,978	n/a	377
3	India	1,170,636 (+15,719)	28,329 (+230)	735,061	2.4%	8,944	407,246	848	n/a	21
4	Russia	783,328 (+5,842)	12,580 (+153)	562,384	1.6%	2,300	208,364	5,368	n/a	86
5	South Africa	373,628	5,173	194,865	1.4%	539	173,590	6,296	n/a	87
6	Peru	357,681	13,384	245,081	3.7%	1,303	99,216	10,840	n/a	406
7	Mexico	349,396 (+5,172)	39,485 (+301)	222,068	11.3%	3,909	87,843	2,708	n/a	306
8	Chile	333,029	8,633	303,992	2.6%	1,764	20,404	17,413	n/a	451
9	Spain	311,916	28,422	n/a	9.1%	617	283,494	6,671	n/a	608
10	UK	295,372	45,312	n/a	15.3%	142	250,060	4,350	n/a	667
11	Iran	278,827 (+2,625)	14,634 (+229)	242,351	5.2%	3,589	21,842	3,317	n/a	174
12	Pakistan	266,096 (+1,013)	5,639 (+40)	208,030	2.1%	1,481	52,427	1,204	n/a	26
13	Saudi Arabia	255,825 (+2,476)	2,557 (+34)	207,259	1.0%	2,184	46,009	7,343	n/a	73
14	Italy	244,624	35,058	197,162	14.3%	47	12,404	4,046	n/a	580
15	Turkey	220,572	5,508	203,002	2.5%	1,243	12,062	2,614	n/a	65
16	Bangladesh	210,510 (+3,057)	2,709 (+41)	115,397	1.3%	1	92,404	1,278	n/a	16
17	Colombia	204,005	6,929	95,804	3.4%	1,456	101,272	4,007	n/a	136
18	Germany	203,557 (+70)	9,175 (+2)	187,800	4.5%	264	6,582	2,429	n/a	109
19	France	176,754	30,177	79,233	17.1%	477	67,344	2,708	n/a	462
20	Argentina	130,774	2,373	55,913	1.8%	752	72,488	2,892	n/a	52
21	Canada	111,327 (+203)	8,859 (+1)	97,566	8.0%	2,183	4,792	2,938	n/a	235

6. LAW ENFORCEMENT AND CRIME REPORTING

- [Crime Has Declined Overall During The Pandemic, But Shootings And Killings Are Up](#)
- [This Mexico State Fights COVID-19 Using An App First Built To Track And Analyze Crime](#)
- [Vancouver hate crimes, including anti-Asian attacks, more than double during pandemic compared to 2019](#)
- [More charges against man who allegedly hurled racial insults, spat on victims](#)

7. TRAVEL

- [American tourists barred from entering Bahamas due to COVID-19 cases; other countries still allowed](#)
- [US Airlines face end of business travel as they knew it](#)
- [Looking to travel in Canada or abroad? Here's what you need to know](#)
- [Symptom tracker app reveals six distinct types of COVID-19 infection](#)
- [Leaky border: Tourists and quarantine cheats threaten Canada amid U.S. COVID-19 surge](#)

8. SOLUTION AND RESPONSE EFFORTS

- [Oxford, CanSino vaccine teams say early reports show desired immune responses](#)
- [U.S. companies fear workplace coronavirus precautions do not address airborne risk](#)
- [Schools Beat Earlier Plagues with Outdoor Classes. We should, Too.](#)
- [Protein treatment trial 'a breakthrough'](#)



9. MEDICAL INFORMATION

- [UW coronavirus vaccine shows strong immune response in monkeys, mice](#)
- [What Is Intubation, Exactly? Why Ventilators Are Necessary for Some COVID-19 Patients](#)
- [COVID-19 pandemic causing 'unprecedented disruption' in cancer research, Fauci says](#)

10. INTERNATIONAL DATA

- [Israel approves cellphone tracking of COVID-19 carriers for rest of year](#)

11. ECONOMIC IMPACT

- [Bankruptcies surging as coronavirus levels the U.S. economy](#)
- [From drinking helmets to automation, how we might reopen the economy despite COVID-19](#)
- [Live event workers call for federal relief as COVID-19 cases surge across U.S.](#)
- [Mortgage defaults after Covid-19 could look different than 2008, says economist](#)
- [Why The Stock Market Remains Firm Despite COVID-19](#)

12. CYBER NEWS

- [Russian Cyber Espionage Group Targets COVID-19 Vaccine Research and IP](#)
- [Navigating cyber security and remote working amid COVID-19](#)

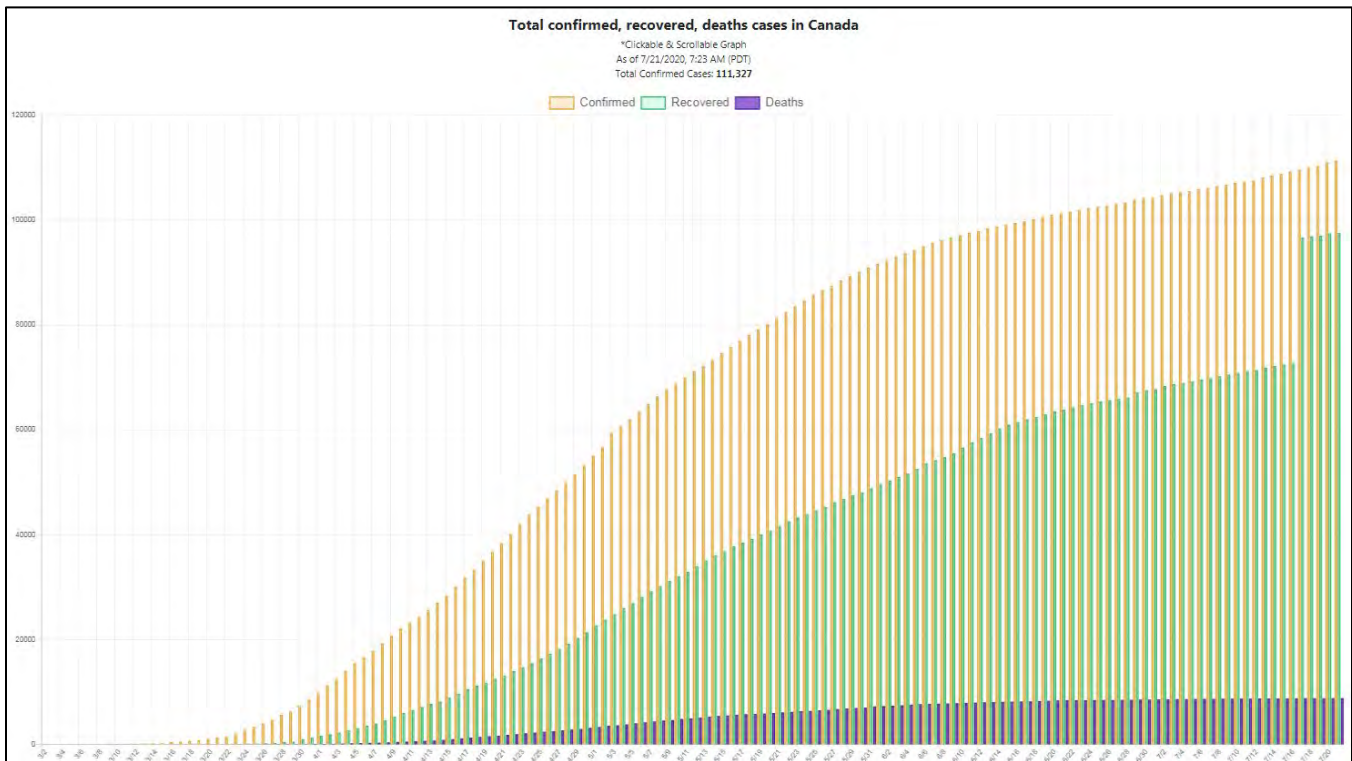
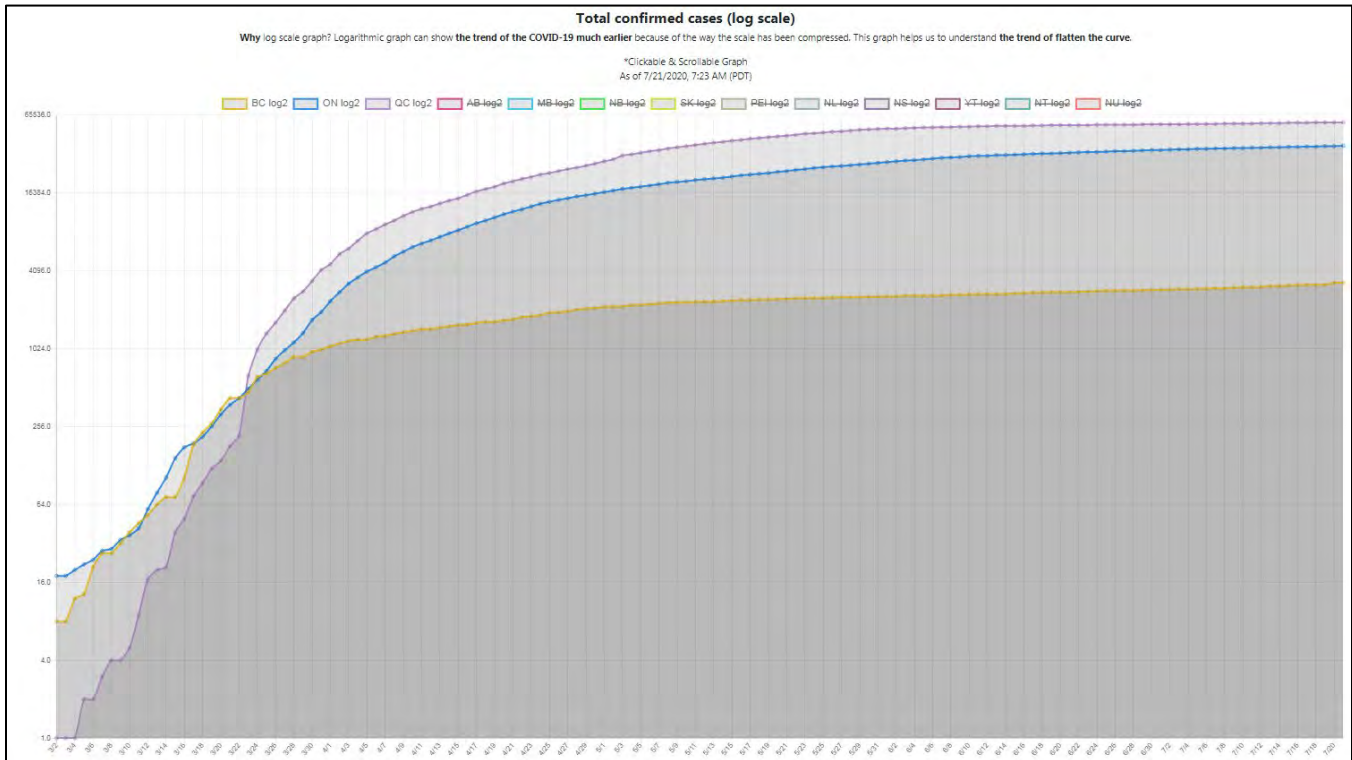
End Report

Please submit feedback to:

Scott McGregor, CD, BCom
Intelligence Manager
Paladin Risk Solutions Inc.
C. 604-910-7781
smcgregor@paladinrisksolutions.com

Special thanks to MG, Senior OSINT Analyst and Investigator

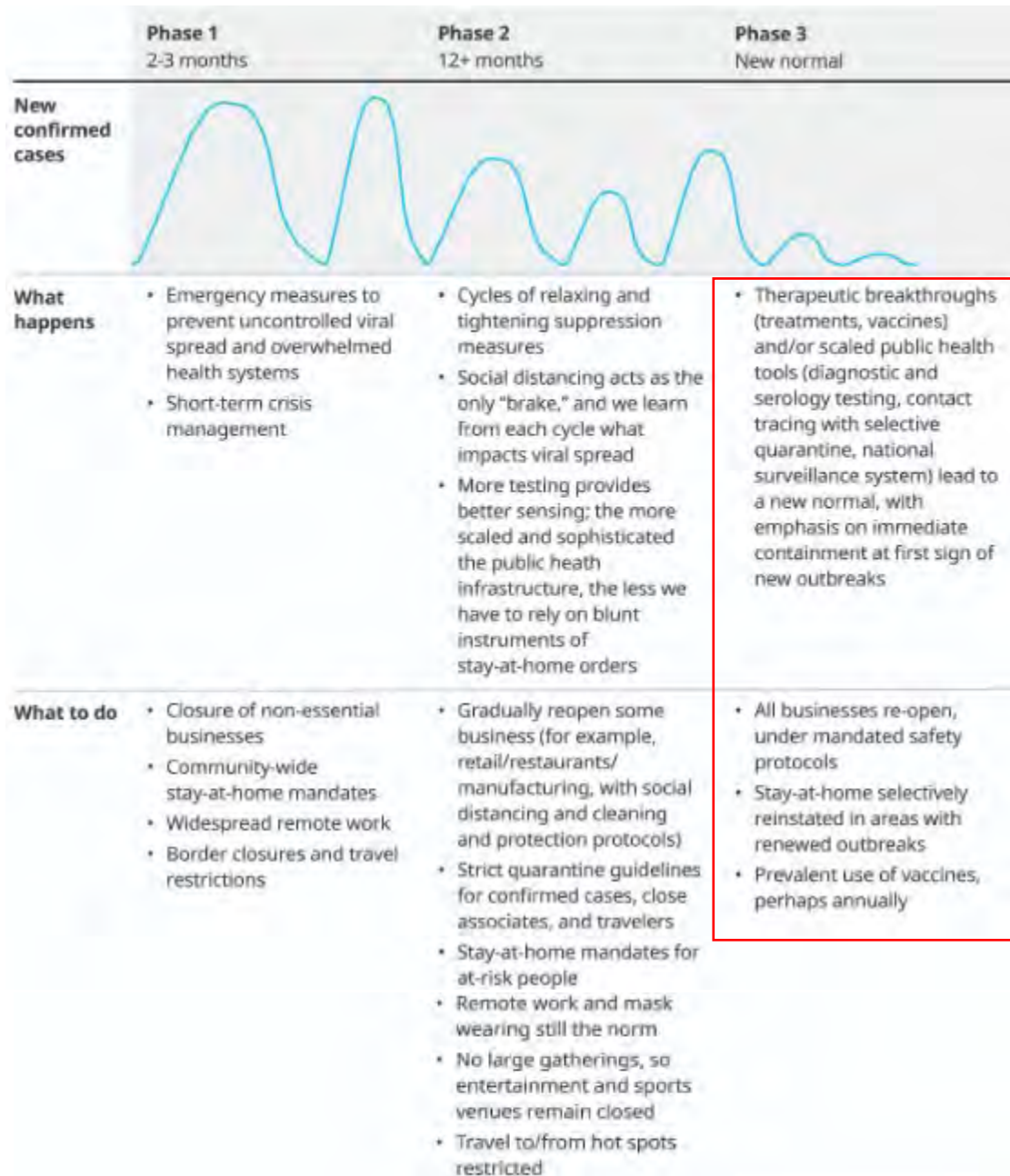
13. APPENDIX A – Canadian Tracking Information



Source: <https://www.covid-19canada.com/graphs>



14. APPENDIX B – Phase 1 to 3: Progression on Managing COVID-19 Pandemic



Source: <https://www.oliverwyman.com/our-expertise/insights/2020/apr/getting-back-to-work-responsibly.html>