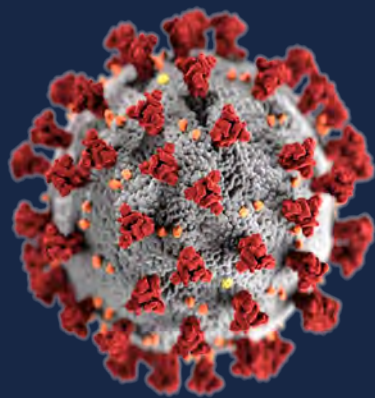




**Paladin
Risk Solutions**



COVID-19

INTELLIGENCE REPORT

Situational Awareness for:
Stakeholders and Decision Makers

25 September 2020

1. TABLE OF CONTENTS

2.	INSIGHT and SITUATIONAL AWARENESS →Click here to access previous featured reports	2
3.	COVID-19 IN CANADA	4
3.1.	CANADA NEWS	6
4.	COVID-19 IN USA	7
4.1.	USA NEWS.....	8
5.	GLOBAL COMMON OPERATING PICTURE.....	8
6.	LAW ENFORCEMENT AND CRIME REPORTING	9
7.	TRAVEL.....	9
8.	SOLUTION AND RESPONSE EFFORTS	9
9.	MEDICAL INFORMATION	9
10.	INTERNATIONAL DATA.....	10
11.	ECONOMIC IMPACT	10
12.	CYBER NEWS	10
13.	APPENDIX A – Canadian Tracking Information	11
14.	APPENDIX B – Phase 1 to 3: Progression on Managing COVID-19 Pandemic.....	12

	Confirmed	Deaths	Recovered	Active
Canada	149,094	9,249	128,707	11,138
USA	7,187,636	207,555	4,438,908	2,541,173
Global	32,475,717	988,754	23,969,543	7,517,420

NOTE: Paladin Risk Solutions is now utilizing a secure cloud application to provide multiple layers of protection on the web and prevent exposure of open source intelligence gathering and dark web investigations. This software enables research teams to maximize security, accelerate intelligence gathering and analysis, streamline network operations, and ensure full control and auditability of all research activity.

DISCLAIMER

This report is confidential and is intended to be used solely by the client for whom this report was prepared and to whom it is addressed for information purposes only and for no other purpose, except as may be expressly stated herein. This report may not be copied, reproduced, disseminated, distributed or otherwise made available to any third party, in whole or in part, without the express written consent of Paladin Risk Solutions Inc. which consent may be withheld for any reason. In preparing this report, Paladin Risk Solutions Inc. has used its professional care and diligence and has endeavored to include in this report and to base its analysis upon information that it believes to be relevant to the purposes of this report; however, no representation or warranty, express or implied, is made by Paladin Risk Solutions Inc. as to the accuracy or completeness of the information included in this report.

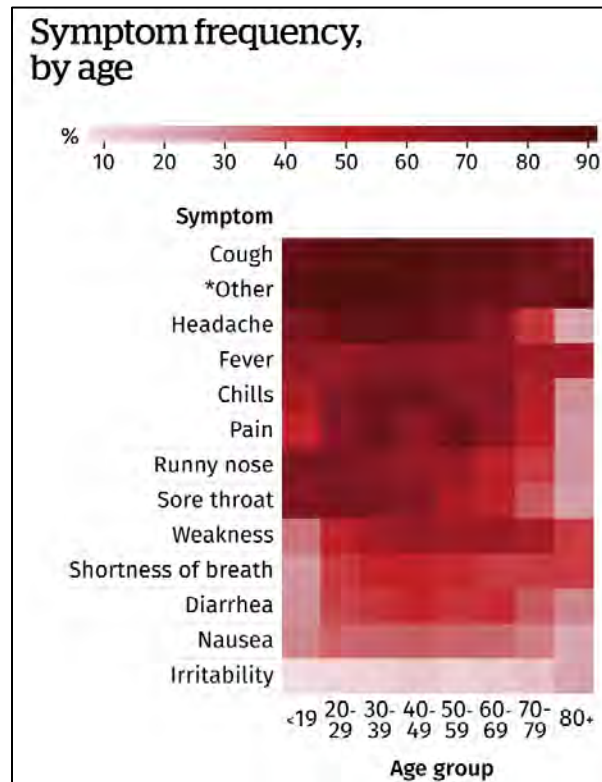
2. INSIGHT and SITUATIONAL AWARENESS

[→Click here to access previous featured reports](#)

Analysis of Canadian COVID-19 Cases. An analysis was conducted of all confirmed cases in Canada starting at the beginning of the pandemic to the first week of September, which amounted to 121,795 cases. At the beginning, as long-term care homes saw a large number of cases, the largest group being diagnosed with the virus was those over the age of 80. However, starting in Mid-August, cases in individuals under 30 began to increase which resulted in the largest group to become infected with COVID-19.

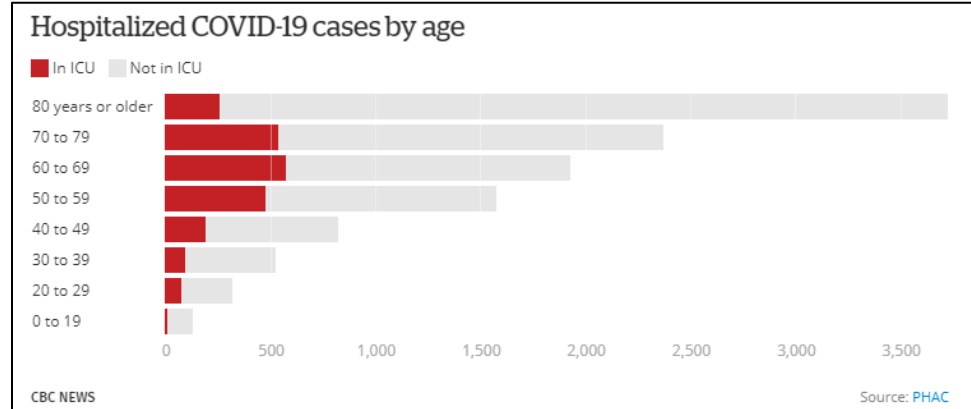
Different age groups on average appear to have differing symptoms. This data is incomplete as not all provinces report on the symptoms. For those that do, it was found that cough and “other” symptoms (including loss of taste and smell) appear to be the most common symptoms. Not long after comes a runny nose, headache and sore throat. Of interest, those under 19 appear to mostly have cough and other symptoms like the runny nose and sore throat. BC has recently removed runny nose and sore throat from the school list of symptoms requiring children to stay home, and Ontario is also looking to remove some symptoms which could equate to COVID-19 cases being missed, unless additional symptoms contained on the list, are also experienced.

The following is a graphic referencing symptom frequency by age for cases in Canada.



Almost 10% of individuals who test positive for the virus will be hospitalized. This number may be incorrect as it may skew more towards the older individuals who were hit hardest at the beginning of the pandemic. 2% of all cases needed ICU hospitalization, but mostly those over 50 years of age required hospitalizations. The most common symptom for those hospitalized was shortness of breath and fever, which was also common in those cases which proved to be fatal.

The number of deaths varies significantly by age group. In Canada, two people have died who were under 19, and for those aged 20 to 29, 9 individuals have died. 15 individuals aged 30 to 39 had fatal outcomes, and 51 positive cases from 40 to 49 have died from the virus. The numbers increase for those aged 50 and more. The largest number of deaths, about 6,500, are attributed to those over 80. On average, recovery last between just under two weeks for those under 19, to just under three weeks for those over 80, with the rest falling somewhere between two to three weeks. For those hospitalized, an average stay was almost three weeks, while those in the ICU had averaged five weeks of recovery.

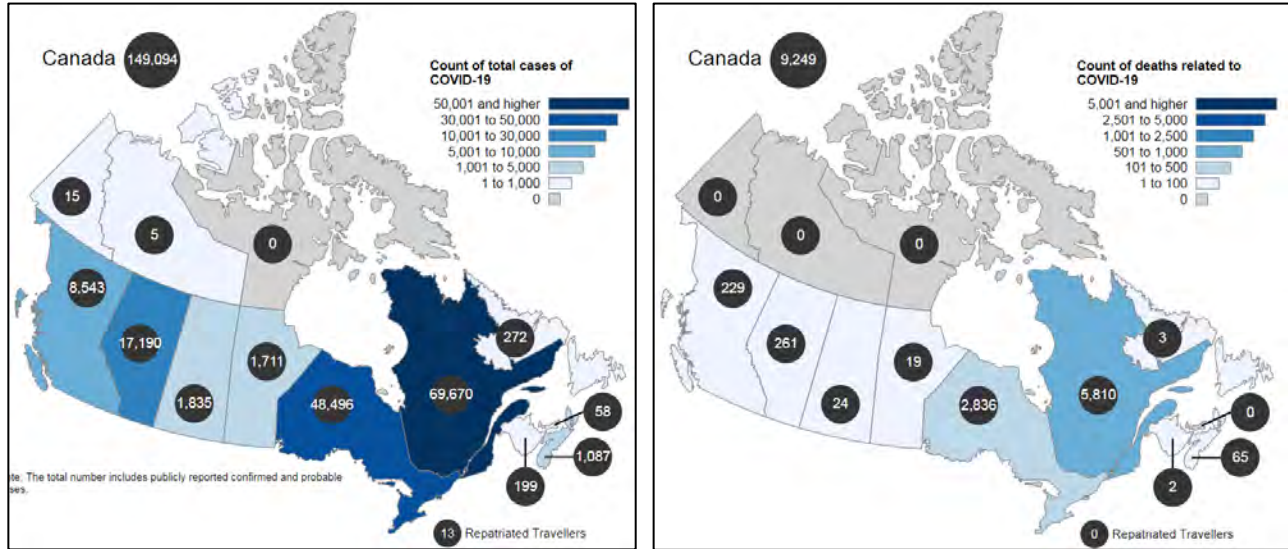


Economic Impact. According to the International Labour Organization (ILO), the average income earned from employment in the world has dropped by about 10.7%, equivalent to a total of \$3.5 trillion. Although this does not take into consideration the government supports provided to individuals during the pandemic. The numbers are high due to the economic impact for women, many of whom have stayed home with their children, unable to work. Some companies are continuing to close doors and rolling business closures in some areas are affecting the ability for individuals to maintain continuous employment. In the second quarter of 2020, almost 500 million jobs were lost, accounting for 17.3% of global working time. Furthermore, the prediction for the fourth quarter of 2020 has been revised to amount to 8.6% less than in the same quarter of 2019.

COVID-19 mutations. A study recently released, which has been released in pre-print and thus its finding should be taken lightly until it is peer-reviewed, reveals that the large numbers positive cases in the United States may have fuelled the virus to mutate. As more individuals are infected and transmit the virus, the more opportunities it allows for the virus to mutate. One mutation is believed to make the virus more contagious, however, non of the mutations found have made it more fatal. A small mutation in the spike protein, which allows the virus to latch onto human cells, may have enhanced the virus' ability to attach to the cells. Although this has not been found to affect clinical outcomes, it does present difficulties for controlling the virus' spread. This may also affect how a vaccine is developed, and should the virus continue to mutate, a COVID-19 vaccine may need to be altered occasionally, like how the flu vaccine changes on a frequent basis.



3. COVID-19 IN CANADA

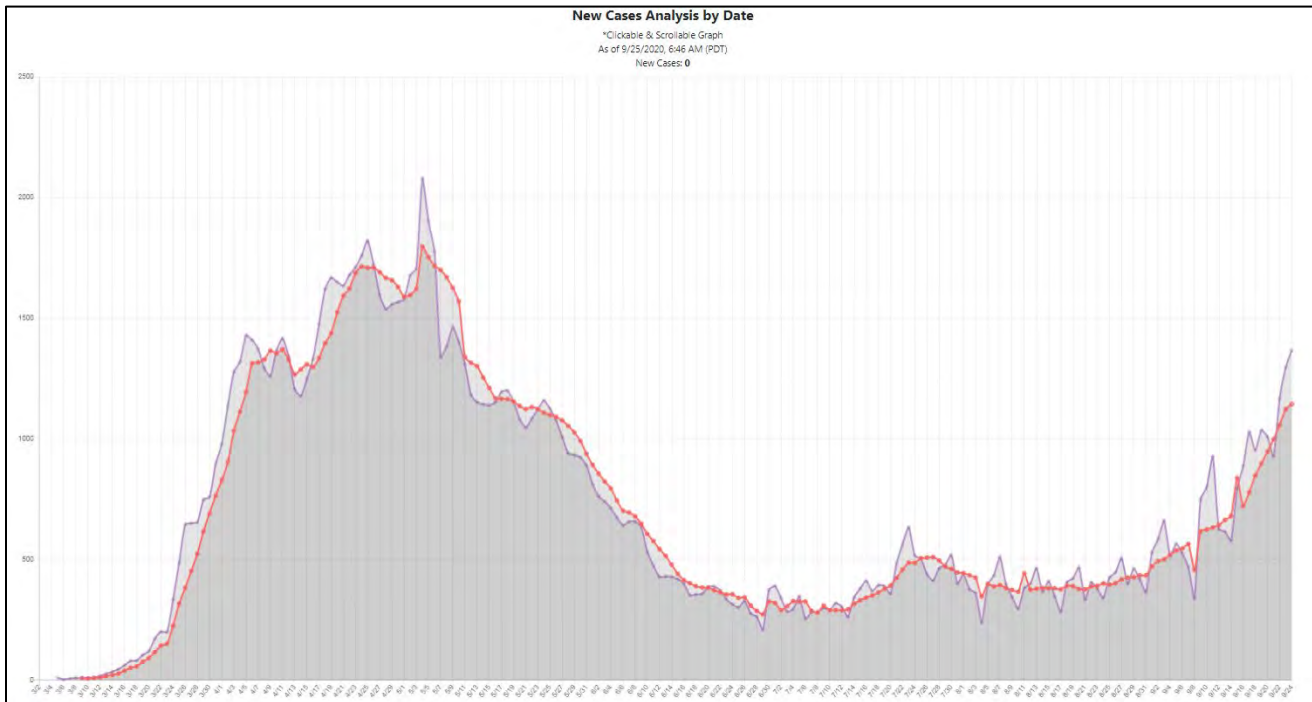


Source: <https://www.canada.ca/en/public-health/services/diseases/2019-novel-coronavirus-infection.html>

Prov.	Total Confirmed	Total Deaths	Total Recovered	Total Active
Total	149,094	9,249	128,707	11,138
BC	8,543	229	6,917	1,397
ON	48,496	2,836	41,886	3,774
QC	69,670	5,810	59,943	3,917
AB	17,190	261	15,467	1,462
MB	1,711	19	1,243	449
NB	199	2	191	6
SK	1,835	24	1,681	130
PEI	58	0	57	1
NL	272	3	268	1
NS	1,087	65	1,021	1
YT	15	0	15	0
NT	5	0	5	0
NU	0	0	0	0
	13	0	13	0
Rate of change	↑ 0.0%	↑ 0.0%	↑ 0.0%	0.0%



Prov.	Total Test	Total Waiting	Total Hosp	Total ICU
Total	7,462,152	-	-	-
BC	497,982	-	61	20
ON	3,680,614	53840	88	27
QC	1,431,286	-	184	31
AB	1,255,039	-	58	14
MB	171,661	-	11	6
NB	72,231	-	0	0
SK	178,490	-	8	0
PEI	33,196	60	-	-
NL	39,542	-	0	0
NS	91,017	-	1	1
YT	3,259	80	-	-
NT	5,023	55	0	0
NU	2,812	459	0	0
Rate of change	↑ 0.0%	-	-	-



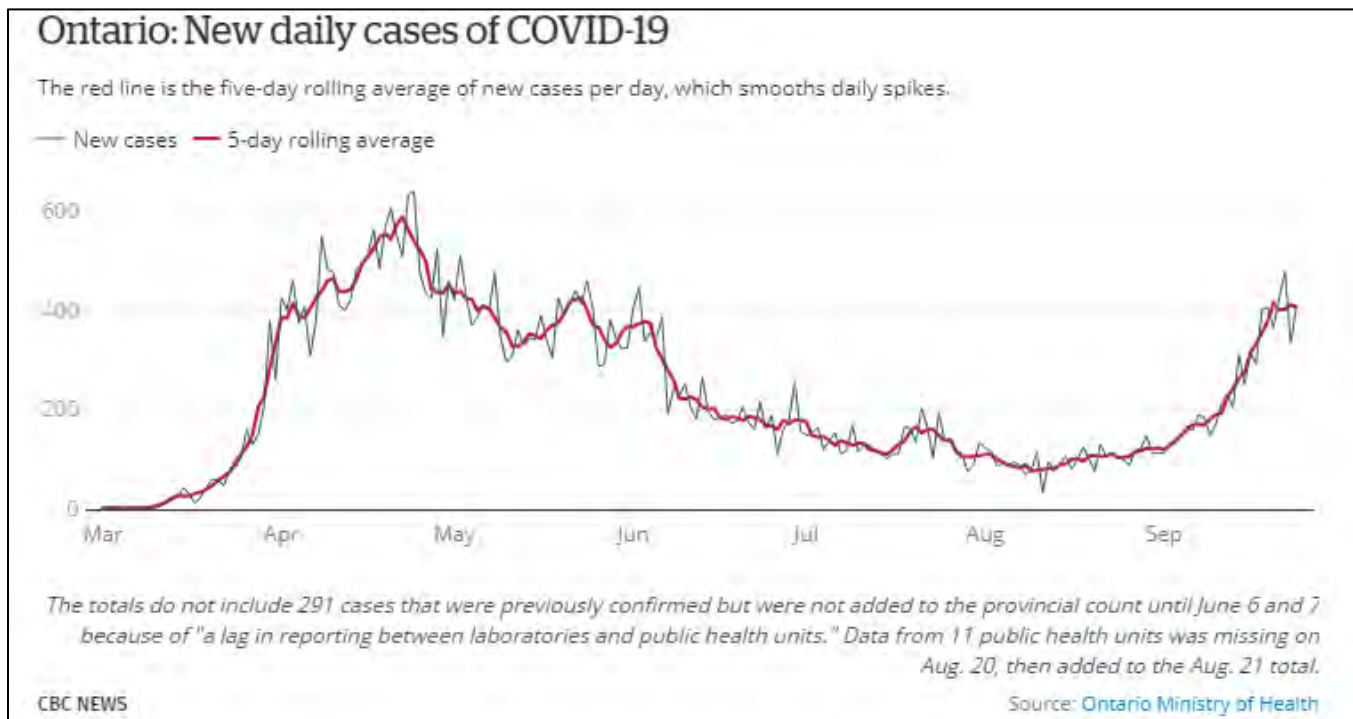
Source: <https://www.covid-19canada.com>



3.1. CANADA NEWS

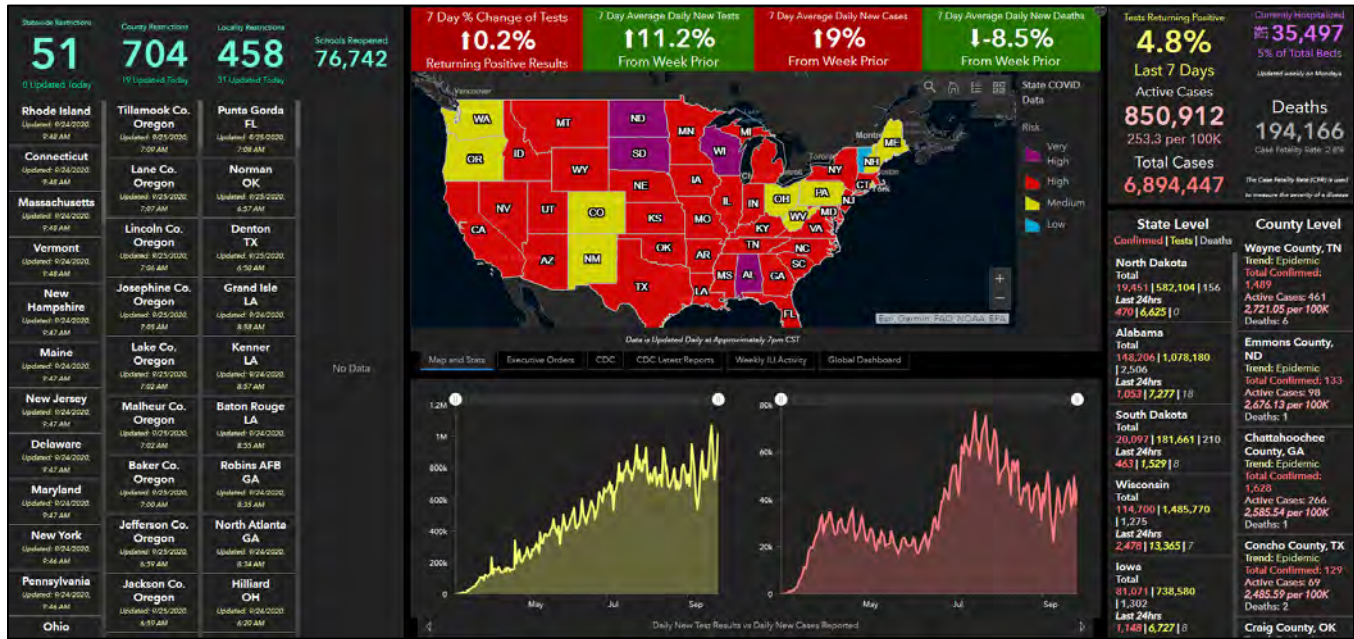
- [We looked at every confirmed COVID-19 case in Canada. Here's what we found](#)
- [Canada 'on the brink' of coronavirus surge, second wave underway in some regions: Trudeau](#)
- [Public health officials call for tighter restrictions, warn COVID-19 could spiral out of control](#)
- [Leaked document reveals Ontario's plan to avoid another COVID-19 lockdown](#)
- [Canadian dollar slips to 7-week low as COVID-19 fears grip markets](#)
- [Ontario considers shortening list of possible COVID-19 symptoms that require kids to stay home from school](#)
- [Ottawa extends COVID-19 support programs for businesses in throne speech](#)
- [Ford slams Health Canada for not approving COVID-19 saliva tests](#)

A news outlet obtained a leaked copy of Ontario’s draft pandemic preparedness plan for the fall, which contains targeted restrictions which appear to avoid imposing a full lockdown again. The document has three possible scenarios, depending on the size of the second wave - small, moderate, or large. The draft document is incomplete and may still be amended but will be fully released once completed. Ontario and other large provinces are seeing an increase in COVID-19 cases, with numbers at their highest since June. Should numbers continue to increase, it is likely that restrictions aimed at individual workplaces or organizations will require closures for a given period. It is also likely that specific high-risk industries will be targeted, much like what has recently occurred in BC with the closing of banquet halls and nightclubs. Ontario will utilize private medical clinics to assist in clearing the surgery backlog which was caused by the cancellation of elective surgeries. Additionally, as more people return to some normal activities, overcrowding in hospitals is beginning to occur along with a shortage of health care workers. This will likely put a strain on the medical system as the fall continues, likely signaling a difficult period ahead for Ontario.





4. COVID-19 IN USA



Coronavirus Cases:

7,188,577

Deaths:

207,578

Recovered:

4,438,908

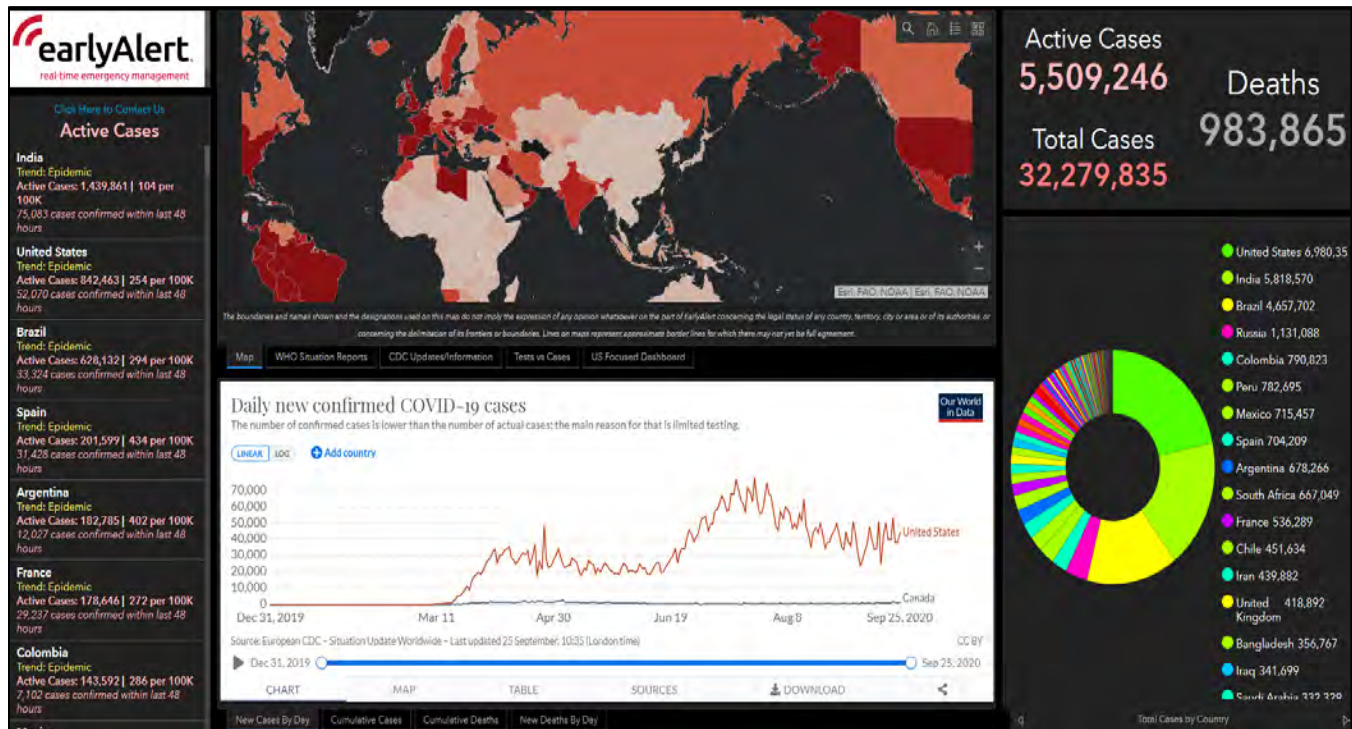
USA State	Total Cases	Total Deaths	Total Recovered	Active Cases	Tot Cases/ 1M pop	Deaths/ 1M pop	Total Tests	Tests/ 1M pop	Population
USA Total	7,188,577	207,578	4,438,908	2,542,091	21,718	627	101,603,409	306,956	
California	800,096	15,403	405,992	378,701	20,249	390	13,952,857	353,128	39,512,223
Texas	760,941	15,629	657,366	87,946	26,243	539	6,330,568	218,326	28,995,881
Florida	693,040	13,795	249,014	430,231	32,268	642	5,186,646	241,489	21,477,737
New York	486,979	33,193	390,249	63,537	25,033	1,706	10,228,645	525,798	19,453,561
Georgia	311,046	6,822	80,902	223,322	29,296	643	3,122,347	294,078	10,617,423
Illinois	283,569	8,774	204,912	69,883	22,378	692	5,293,678	417,752	12,671,821
Arizona	215,852	5,559	34,393	175,900	29,655	764	1,705,003	234,245	7,278,717
New Jersey	205,315	16,213	169,693	19,409	23,115	1,825	3,451,804	388,621	8,882,190
North Carolina	198,189	3,356	176,422	18,411	18,897	320	2,870,191	273,662	10,488,084
Tennessee	187,544	2,310	171,153	14,081	27,462	338	2,722,637	398,677	6,829,174
Louisiana	163,222	5,423	149,640	8,159	35,111	1,167	2,236,310	481,052	4,648,794
Pennsylvania	158,222	8,157	125,785	24,280	12,359	637	1,961,324	153,205	12,801,989
Alabama	148,206	2,506	64,583	81,117	30,226	511	1,135,567	231,598	4,903,185
Ohio	147,883	4,729	127,239	15,915	12,651	405	2,947,603	252,167	11,689,100
Virginia	144,433	3,136	17,099	124,198	16,921	367	2,119,729	248,342	8,535,519
South Carolina	142,707	3,279	68,079	71,349	27,717	637	1,313,306	255,075	5,148,714
Michigan	132,337	7,019	90,216	35,102	13,251	703	3,786,328	379,131	9,986,857



4.1. USA NEWS

- [Most Americans to be vaccinated for COVID-19 by July, CDC chief expects](#)
- [More than 90% of Americans are still susceptible to COVID-19, CDC director says](#)
- [Reopening Colleges Likely Fueled Covid-19 Significantly, Study Finds](#)
- [Young adults account for a growing number of COVID-19 cases, CDC says](#)
- [California Signs COVID-19 Exposure Notification Law](#)
- [Many parents are hesitant to give their kids a Covid-19 vaccine. What if schools require it?](#)
- [Critical care nurse Oscar Sánchez saw entire families with coronavirus. 'It hits close to home.'](#)
- [Ohio issues travel advisory for five states due to coronavirus spread](#)
- [COVID-19 recession is forcing grown kids to move home, again](#)
- [More than 824,000 Americans file for unemployment as recovery remains sluggish](#)

5. GLOBAL COMMON OPERATING PICTURE





		Total Confirmed 32,475,717	Total Deaths 988,754	Total Recovered 23,969,543		Mortality Rate 3.04%				
#	Country	Confirmed	Deaths	Recov.	Mort.	Critical	Active	Cases /1M	Active /1M	Deaths /1M
1	USA us	7,187,636 (*12,651)	207,555 (*17)	4,438,908	2.9%	14,156	2,541,173	21,685	7667	626
2	India IN	5,828,754 (*12,651)	92,419 (*102)	4,761,174	1.6%	8,944	975,161	4,214	705	67
3	Brazil BR	4,659,909	139,883	4,028,789	3.0%	8,318	496,237	21,866	2331	657
4	Russia RU	1,136,048 (*7,212)	20,056 (*108)	934,146	1.8%	2,300	181,846	7,794	1246	137
5	Colombia CO	790,823	24,924	674,961	3.2%	863	90,938	15,504	1783	489
6	Peru PE	788,930	31,938	644,346	4.0%	1,382	112,647	23,851	3406	966
7	Mexico MX	715,457 (*5,408)	75,439 (*480)	514,760	10.5%	2,622	125,258	5,536	969	584
8	Spain ES	704,209	31,118	n/a	4.4%	1,445	673,091	15,060	14395	665
9	Argentina AR	678,266	14,766	536,589	2.2%	3,527	126,911	14,975	2802	326
10	South Africa ZA	667,049	16,283	595,916	2.4%	539	54,850	11,214	922	274
11	France FR	497,237	31,511	94,413	6.3%	1,048	371,313	7,614	5686	483
12	Chile CL	451,634	12,469	426,876	2.8%	890	12,289	23,579	642	651
13	Iran IR	439,882 (*3,563)	25,222 (*207)	369,842	5.7%	4,023	44,818	5,222	532	299
14	UK GB	416,363 (356,767 (*1,383))	41,902 (5,093 (*21))	n/a (267,024)	10.1% 1.4%	228 n/a	374,461 84,650	6,126 2,161	5509 513	616 31
15	Iraq IQ	341,699 (*4,593)	8,867 (*68)	273,266	2.6%	553	59,566	8,452	1473	219
16	Saudi Arabia SA	332,329 (*472)	4,625 (*26)	315,636	1.4%	1,043	12,068	9,512	345	132
17	Turkey TR	309,780	7,785	271,964	2.5%	1,573	30,041	3,664	355	92
18	Pakistan PK	309,015 (*798)	6,444 (*7)	294,740	2.1%	544	7,831	1,393	35	29
20	Italy IT	304,323	35,781	221,762	11.8%	246	46,780	5,035	774	592
21	Philippines PH	299,361 (*2,630)	5,196 (*69)	232,399	1.7%	1,758	61,766	2,723	562	47
22	Germany DE	281,755 (*410)	9,522 (*3)	249,500	3.4%	296	22,733	3,360	271	114
23	Indonesia ID	266,845 (*4,823)	10,218 (*113)	196,196	3.8%	n/a	60,431	973	220	37
24	Israel IL	215,275 (*3,158)	1,405 (*27)	152,837	0.7%	700	61,031	23,405	6636	153
25	Ukraine UA	191,671 (*3,565)	3,827 (*70)	85,133	2.0%	177	102,711	4,389	2352	88
26	Canada CA	149,094	9,249	128,707	6.2%	88	11,138	3,934	295	244

6. LAW ENFORCEMENT AND CRIME REPORTING

- [For Canadian police, wearing a mask is often at the officer’s discretion](#)
- [How COVID has impacted crime rates in West Michigan](#)
- [Police involved after 'totally unacceptable' threats against B.C.'s top doctor, officials say](#)

7. TRAVEL

- [EIA relaunches direct flight to Amsterdam, travel expert unsure of success amid COVID-19](#)
- [United Airlines to offer Covid-19 testing for some passengers](#)
- [Clinical trial for quick COVID-19 test coming to Edmonton International Airport](#)

8. SOLUTION AND RESPONSE EFFORTS

- [How close are we to a coronavirus vaccine?](#)
- [No one likes wearing a mask — but with COVID-19 cases rising, you should put it on more often than you think](#)
- [Johnson & Johnson begins final phase of single-shot COVID-19 vaccine study](#)

9. MEDICAL INFORMATION

- [Massive genetic study shows coronavirus mutating and potentially evolving amid rapid U.S. spread](#)
- [COVID-19 and a loss of smell: Why the virus may hinder this sense](#)
- ['Close to 100% accuracy': Helsinki airport uses sniffer dogs to detect Covid](#)



10. INTERNATIONAL DATA

- [COVID rising again in Sweden amid return to 'hugs and parties': PM](#)
- [India's current coronavirus testing rate 6 times the WHO recommendation: Govt](#)
- [Will Europe's second wave of Covid-19 cases mean a second huge death toll?](#)
- [A Brazilian city devastated by COVID-19 may have reached herd immunity](#)
- [Russia to supply Avifavir drug to 17 nations for coronavirus treatment](#)
- [Africa reports 82% recoveries from COVID-19](#)

11. ECONOMIC IMPACT

- [Pandemic slashes worldwide income from work by a tenth: ILO](#)
- [Crude steady as rising European COVID-19 cases offset U.S. oil stock draw](#)
- [Australia to overhaul bankruptcy laws to help firms over COVID-19](#)
- [Jobless benefits for millions are expiring as Washington moves on](#)
- [Europe is facing a double-dip recession as coronavirus second wave arrives](#)
- [Not all of China is recovering from the economic hit from coronavirus at the same rate, survey finds](#)

12. CYBER NEWS

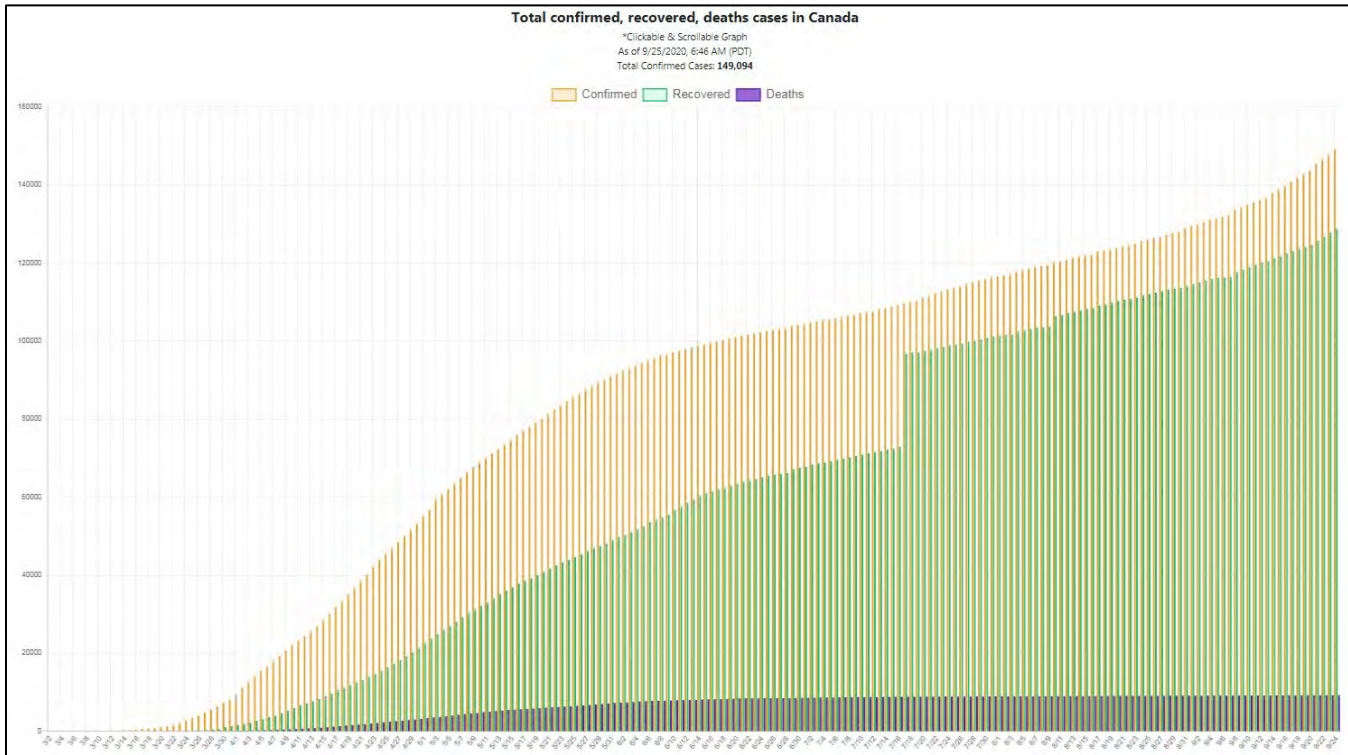
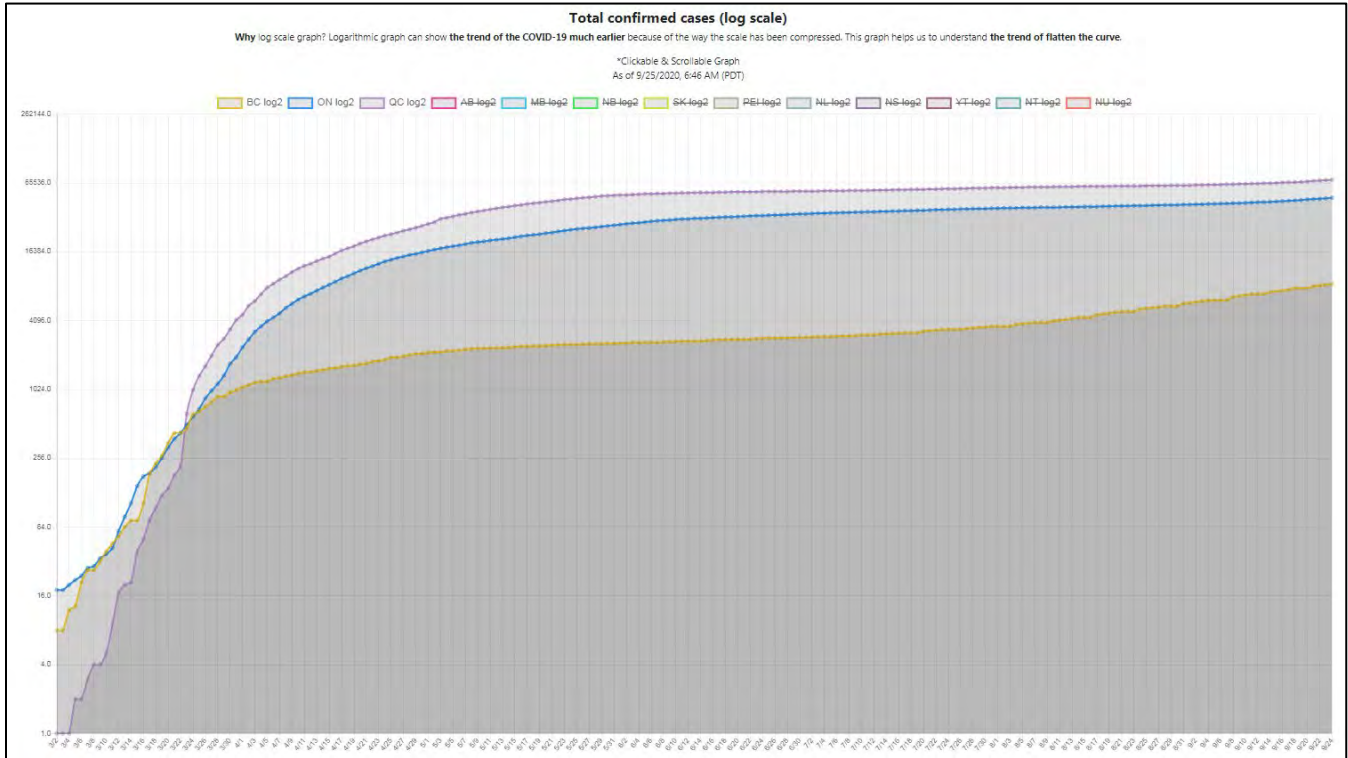
- [Google Maps will now show coronavirus outbreaks in your area](#)
- [COVID-19, K-12 cybersecurity & responding on the home front](#)
- [DoD Addresses Cybersecurity Threats from Adversaries](#)

End Report

Please submit feedback to:

Scott McGregor, CD, BCom
Intelligence Manager
Paladin Risk Solutions Inc.
C. 604-910-7781
smcgregor@paladinrisksolutions.com

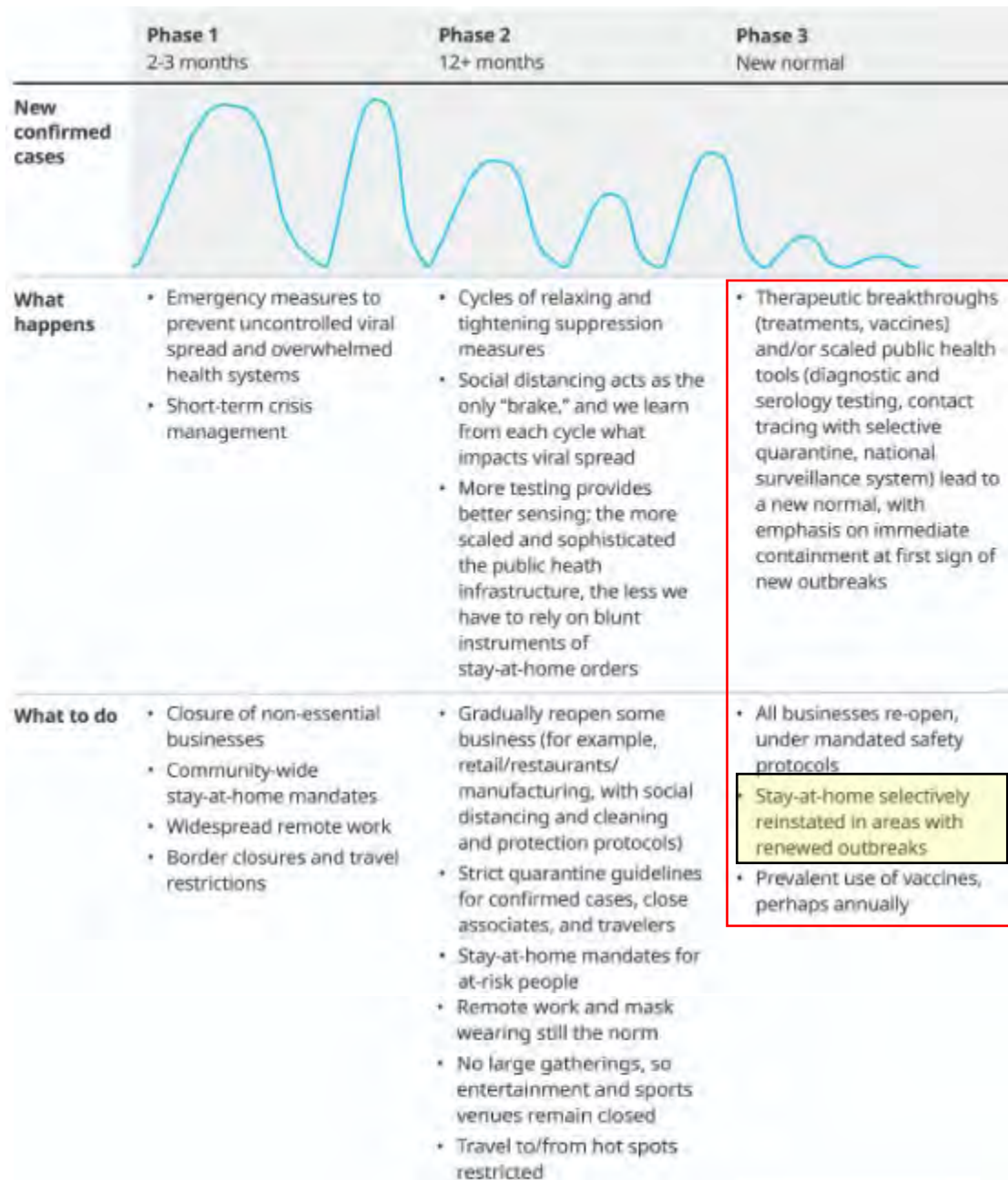
13. APPENDIX A – Canadian Tracking Information



Source: <https://www.covid-19canada.com/graphs>



14. APPENDIX B – Phase 1 to 3: Progression on Managing COVID-19 Pandemic



Source: <https://www.oliverwyman.com/our-expertise/insights/2020/apr/getting-back-to-work-responsibly.html>