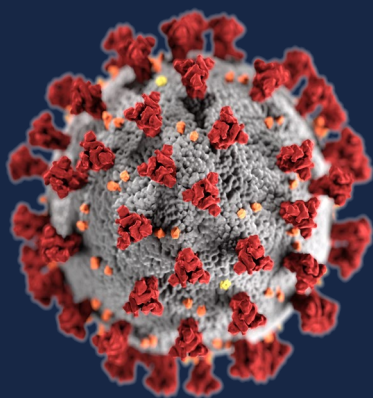




**Paladin  
Risk Solutions**



# **COVID-19**

## **INTELLIGENCE REPORT**

**Situational Awareness for:**  
Stakeholders and Decision Makers

**16 October 2020**



## 1. TABLE OF CONTENTS

2.	INSIGHT and SITUATIONAL AWARENESS →Click here to access previous featured reports .....	2
3.	COVID-19 IN CANADA .....	4
3.1.	CANADA NEWS .....	6
4.	COVID-19 IN USA .....	6
4.1.	USA NEWS.....	7
5.	GLOBAL COMMON OPERATING PICTURE.....	8
6.	LAW ENFORCEMENT AND CRIME REPORTING .....	9
7.	TRAVEL.....	9
8.	SOLUTION AND RESPONSE EFFORTS .....	9
9.	MEDICAL INFORMATION .....	9
10.	INTERNATIONAL DATA.....	9
11.	ECONOMIC IMPACT .....	9
12.	CYBER NEWS .....	9
13.	APPENDIX A – Canadian Tracking Information .....	11
14.	APPENDIX B – Phase 1 to 3: Progression on Managing COVID-19 Pandemic.....	12

	Confirmed	Deaths	Recovered	Active
Canada	192,442 (↑712)	9,708 (↑9)	162,203 (↑713)	20,531 (-10)
USA	8,224,552	222,840	5,321,508	2,680,204
Global	39,290,363	1,104,628	29,444,315	8,741,420

**NOTE:** Paladin Risk Solutions is now utilizing a secure cloud application to provide multiple layers of protection on the web and prevent exposure of open source intelligence gathering and dark web investigations. This software enables research teams to maximize security, accelerate intelligence gathering and analysis, streamline network operations, and ensure full control and auditability of all research activity.

## DISCLAIMER

*This report is confidential and is intended to be used solely by the client for whom this report was prepared and to whom it is addressed for information purposes only and for no other purpose, except as may be expressly stated herein. This report may not be copied, reproduced, disseminated, distributed or otherwise made available to any third party, in whole or in part, without the express written consent of Paladin Risk Solutions Inc. which consent may be withheld for any reason. In preparing this report, Paladin Risk Solutions Inc. has used its professional care and diligence and has endeavored to include in this report and to base its analysis upon information that it believes to be relevant to the purposes of this report; however, no representation or warranty, express or implied, is made by Paladin Risk Solutions Inc. as to the accuracy or completeness of the information included in this report.*



## 2. INSIGHT and SITUATIONAL AWARENESS

→ [Click here](#) to access previous featured reports

**Transmission Events.** An Ontario spin studio, also known as an indoor cycling gym, has seen an outbreak which lead to 61 positive COVID-19 cases and was reportedly following all public health protocols. These include screening of staff and members, keeping track of individuals in classes, masking before and after the class, and cleaning towels and rooms within 30 minutes of a class. Furthermore, the facility was operating at 50% capacity and had the equipment distanced six feet away. Health officials have advised that the protocols in place will be reviewed, as the area was not considered a hot spot and the facility was following all the guidelines. 44 of the members have been infected, as well as at least 17 secondary cases which were contacts exposed by members of the gym. Additionally, patient zero is believed to have been asymptomatic. Such a large outbreak occurring even with all protocols in place suggests that the policies themselves may not be enough, and will need to be tweaked as we learn more about the virus and its transmission. No information was provided regarding the ventilation system for the gym; however, this outbreak may be evidence of airborne transmission of COVID-19, suggesting it may stay in the air for long periods of time, and does not always fall to the ground right away. Exercise classes involve heavy inhalation and exhalation, activities which are more likely to increase the amount of the virus which is expelled via heavy breathing. Similarly, a choir practice infected 87% of the singers in Washington, and it is likely that even in large rooms, despite staying 6 feet apart, activities which heavily expel the virus such as singing, yelling and working out, are high risk for transmission. As such, it is believed that should these types of exposure events continue, public health measures will be changed to avoid this type of high-risk activities from becoming superspreader events. Impacts of closing down gyms and exercise studios will be felt by both the owners and staff of such gyms, who will be impacted financially, as well as for individuals who are looking to exercise and keep fit.

**Reinfection of COVID-19.** There are currently 23 known global cases of COVID-19 reinfection found in Qatar, India, Netherlands, USA, and China. Reinfection occurs when a positive person finally tests negative for the virus, and subsequently again tests positive. It is important to note that people may test positive for COVID-19 even after being infectious or sick, and that some of the reinfection may be due to false negatives, making it appear that the person had tested negative but was actually still positive for the virus. Most individuals who test positive again appear to have a more serious second infection, a worrying trend. Some appear to have been re-infected with a strain that is different than the first, raising questions on COVID-19 immunity for long periods of time. Recently, Dutch officials have reported the first death occurring from re-infection of COVID-19, in an 89-year-old woman that suffered from bone marrow cancer which compromised her immune system. 59 days after she was released from the hospital from the first bout of illness, and two days after beginning her chemotherapy treatment, she was again positive for COVID-19. No antibodies were found in her blood when she was tested during the second bout, and the patient later died. Although the patient did not have a negative test in between the two rounds, the genetic makeup of the viruses was found to be different and the researchers stated that it is likely the second bout was a reinfection and not an episode of prolonged shedding.

This month, the USA reported its first reinfection in a 25-year-old male. The male tested positive in April and June, and displayed some symptoms. The second episode was more severe and caused the male, who had no pre-existing conditions, to require oxygen at the hospital. Researchers found an antibody response after the second episode, but it is unclear whether the first episode caused any response and if so, for how long. This may suggest that a previous infection does not provide protection against a future infection, and health officials advise that those who have recovered from COVID-19 continue to follow public health measures to the same degree as those



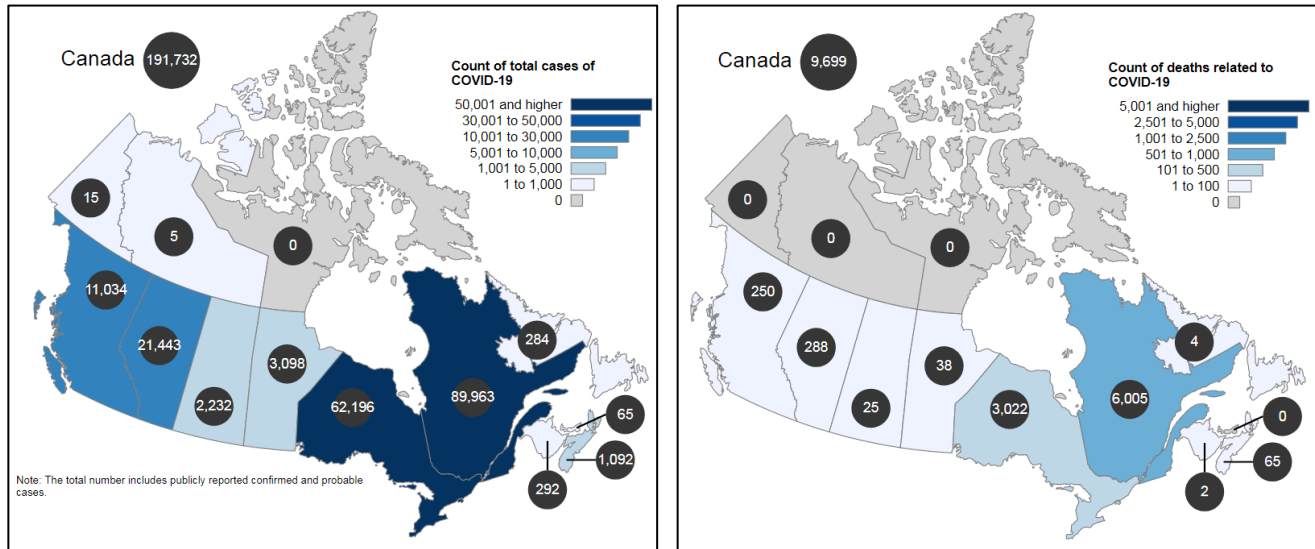
who have not yet been exposed. August saw the first global report of re-infection, with a Hong Kong male testing positive 142 days after the first episode. This male did not experience a more severe second episode and instead was asymptomatic. It is possible that this individual may have been re-infected with the same strain, with some of his immunity from the first bout providing him with protection against the strain. Health experts are deciphering whether reinfection with the same strain or a different strain will have different effects, which will have implications on vaccine development and response effects.

**Long-term COVID-19 symptoms.** A rare set of individuals are reporting long-term COVID-19 symptoms, which is affecting breathing, heart and cardiovascular system, kidneys, liver and skin. These have been found in some individuals who were able to manage their illness at home, as well as those who were hospitalized. Some who have been intubated have appeared to heal completely, suggesting that this is not necessarily related to the severity of the illness. These individuals do not continue to test positive for COVID-19, yet still display symptoms which appear to come and go, suggesting that it is not a reinfection but a relapse in symptoms. Researchers believe that this may be attributed to four different syndromes: permanent damage to the organs post COVID-19, post-intensive-care syndrome (PICS), post-viral fatigue syndrome, or a continuation of COVID-19 symptoms. PICS is known as an umbrella term for conditions commonly seen in patients who survived a critical illness or intensive care in the hospital, such as physical, cognitive and psychiatric impairments. This theory does not stand for individuals who have had a very mild illness who did not undergo hospitalization. Post-viral fatigue syndrome is also referred to as chronic fatigue syndrome, or myalgic encephalomyelitis. This causes fatiguing symptoms after physical or mental activity and making it difficult for patients to complete tasks which they were able to do before. This has been found to occur for some individuals after a viral or bacterial infection. The most feared scenario, that the symptoms are a continuation of COVID-19, would suggest that the virus may stay in the body for longer than anticipated. Researchers have not yet been able to provide evidence for this theory. With such a large number of individuals being infected with the virus at once, it is more likely that we will see more cases of individuals requiring long-term care due to COVID-19.

**Europe.** European countries are experiencing a second wave of the pandemic, with 27 countries of the European Union recording 78,000 new cases in one day; while the US reported 49,000 during the same time period. While the US is seeing 150 cases for every million citizens, Europe is at 152 cases per million citizens. Deaths are still lower than in the USA; although as a lagging metric they may increase in the upcoming weeks. France is imposing night curfews for four weeks in its major cities, including Paris, which will affect approximately 67 million people, to stop private parties and gatherings at night. Spain closed bars and restaurants for 15 days and limited the amount of people allowed in stores. Germany and London are reportedly going to impose new restrictions in the coming days, despite Germany already shutting down bars and pubs or shutting them down early. Governments are now looking into extending the winter break for students. It appears that most regions are keeping schools open while closing other less essential parts of the economy. Reactive measures are often less effective than proactive measures. With the exponential growth being seen in various jurisdictions, it is too late to impose lax measures and more strict measures will need to be put in place in order to reduce the number of individuals that are infected as well as the effects on hospitalizations and deaths.



## 3. COVID-19 IN CANADA

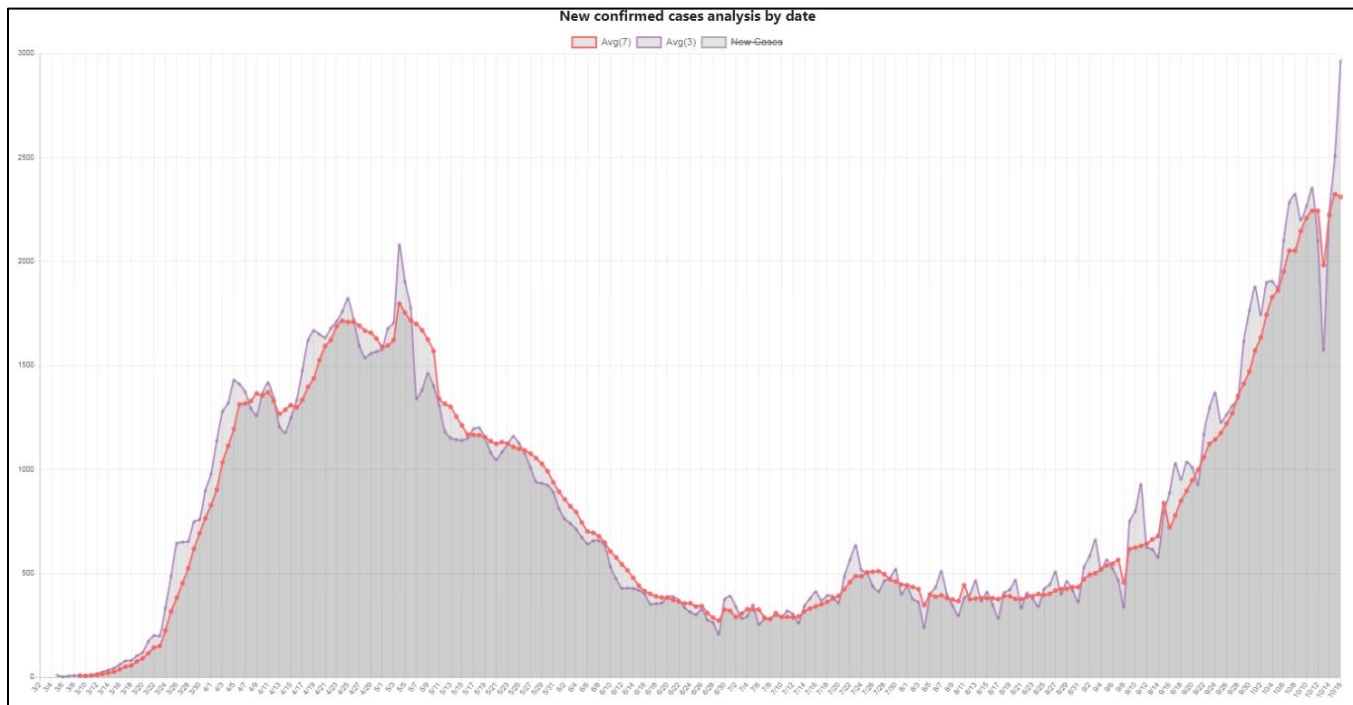


Source: <https://www.canada.ca/en/public-health/services/diseases/2019-novel-coronavirus-infection.html>

Prov.	Total Confirmed	Total Deaths	Total Recovered	Total Active
<b>Total</b>	<b>192,442</b> (↑712)	<b>9,708</b> (↑9)	<b>162,203</b> (↑713)	<b>20,531</b> (-10)
BC	11,034	250	9,257	1,527
ON	62,908 (↑712)	3,031 (↑9)	54,004 (↑713)	5,873 (-10)
QC	89,963	6,005	75,467	8,491
AB	21,443	288	18,417	2,738
MB	3,098	38	1,533	1,527
NB	292	2	201	89
SK	2,232	25	1,936	271
PEI	63	0	60	3
NL	284	4	271	9
NS	1,092	65	1,024	3
YT	15	0	15	0
NT	5	0	5	0
NU	0	0	0	0
Territories	13	0	13	0
Rate of change	↑ 0.4%	↑ 0.1%	↑ 0.4%	-0.0%



Prov.	Total Test	Total Waiting	Total Hosp	Total ICU
<b>Total</b>	<b>10,306,316 (+38,507)</b>	-	-	-
BC	692,547	-	74	24
ON	4,572,841 (+38,507)	37155 (+841)	261 (+8)	67 (+5)
QC	2,723,045	-	493	83
AB	1,583,918	-	101	16
MB	217,878	-	25	5
NB	88,712	-	5	1
SK	222,964	-	8	2
PEI	39,839	60	-	-
NL	47,753	-	0	0
NS	104,010	-	1	1
YT	3,703	56	-	-
NT	5,758	22	0	0
NU	3,348	584	0	0
Rate of change	↑ <b>0.4%</b>	-	-	-



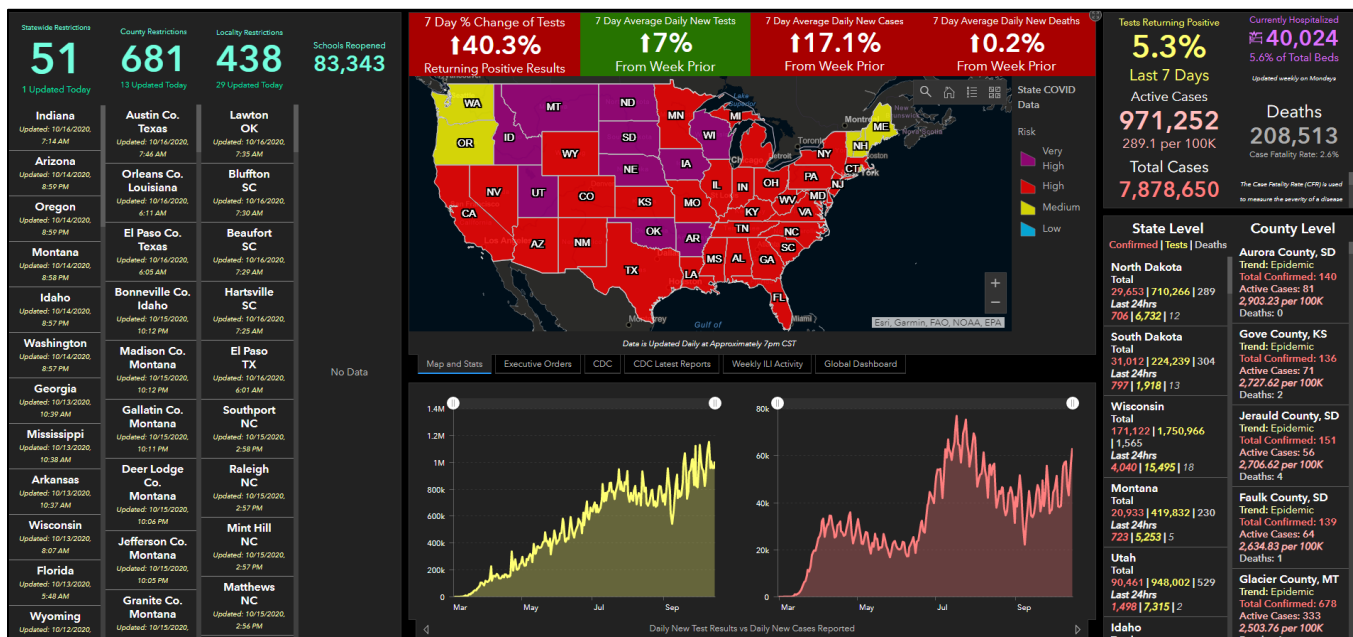
Source: <https://www.covid-19canada.com>



## 3.1. CANADA NEWS

- [Canadians who exhausted EI confused about eligibility for Canada Recovery Benefit](#)
- [Ottawa woman, 53, charged after breaking quarantine to work in long-term care home](#)
- [What is a 'superspreader event' and are gyms still safe?](#)
- [Three-quarters of hospitalized COVID-19 patients have symptoms months later: UBC study](#)
- [Ontario sees 783 new COVID-19 cases with 'concerning' rise in York Region](#)
- ['We're strapped to a rocket right now:' Alarm at sky-high COVID-19 levels in Ottawa's sewage](#)
- [Governments, companies shifted COVID risk management responsibility to individuals: study](#)
- [One client in one spin studio that followed all the rules triggers a coronavirus outbreak with at least 61 cases](#)
- [Windsor restaurant threatened with human rights action after mask dispute at takeout window](#)
- [More Winnipeg restrictions coming as Manitoba posts record-breaking 173 COVID-19 cases](#)
- [B.C. reports another 142 COVID-19 cases along with steep drop in hospitalizations](#)

## 4. COVID-19 IN USA





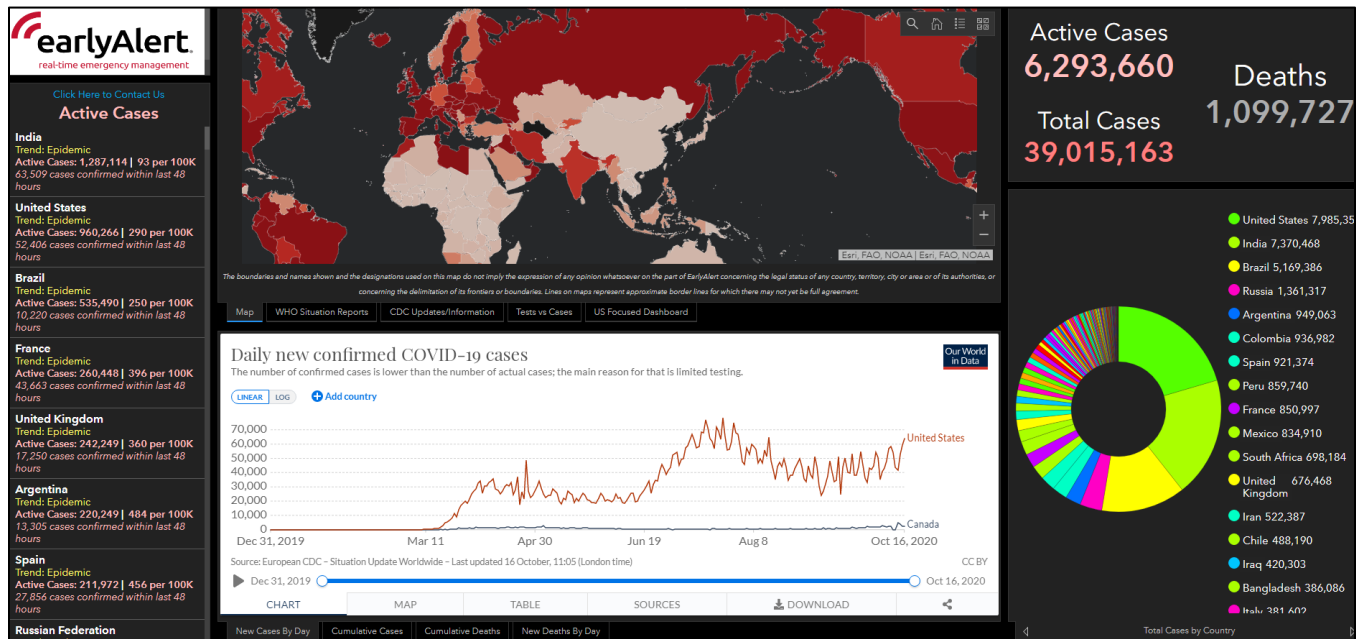
#	USA State	Total Cases	Total Deaths	Total Recovered	Active Cases	Tot Cases/ 1M pop	Deaths/ 1M pop	Total Tests	Tests/ 1M pop	Population
	USA Total	8,224,552	222,840	5,321,508	2,680,204	24,847	673	122,762,789	370,882	
1	<a href="#">California</a>	868,569	16,840	448,965	402,764	21,982	426	16,517,812	418,043	39,512,223
2	<a href="#">Texas</a>	857,102	17,393	733,318	106,391	29,559	600	7,769,036	267,936	28,995,881
3	<a href="#">Florida</a>	744,988	15,737	472,661	256,590	34,687	733	5,650,724	263,097	21,477,737
4	<a href="#">New York</a>	515,024	33,442	407,809	73,773	26,475	1,719	12,475,392	641,291	19,453,561
5	<a href="#">Georgia</a>	336,241	7,492	147,846	180,903	31,669	706	3,544,983	333,884	10,617,423
6	<a href="#">Illinois</a>	334,658	9,373	219,048	106,237	26,410	740	6,531,009	515,396	12,671,821
7	<a href="#">North Carolina</a>	238,939	3,874	206,471	28,594	22,782	369	3,493,186	333,062	10,488,084
8	<a href="#">Arizona</a>	228,748	5,789	37,782	185,177	31,427	795	1,905,908	261,847	7,278,717
9	<a href="#">Tennessee</a>	222,827	2,864	200,164	19,799	32,629	419	3,257,952	477,064	6,829,174
10	<a href="#">New Jersey</a>	221,176	16,326	176,711	28,139	24,901	1,838	4,070,357	458,261	8,882,190
11	<a href="#">Pennsylvania</a>	182,502	8,502	142,016	31,984	14,256	664	2,385,230	186,317	12,801,989
12	<a href="#">Ohio</a>	175,910	5,044	147,063	23,803	15,049	432	3,750,763	320,877	11,689,100
13	<a href="#">Louisiana</a>	173,864	5,707	161,792	6,365	37,400	1,228	2,542,919	547,006	4,648,794
14	<a href="#">Alabama</a>	170,374	2,786	74,238	93,350	34,748	568	1,294,990	264,112	4,903,185
15	<a href="#">Virginia</a>	164,124	3,408	18,831	141,885	19,228	399	2,528,225	296,201	8,535,519
16	<a href="#">Wisconsin</a>	162,325	1,553	127,576	33,196	27,879	267	1,742,169	299,217	5,822,434
17	<a href="#">South Carolina</a>	161,106	3,607	80,460	77,039	31,291	701	1,697,156	329,627	5,148,714
18	<a href="#">Missouri</a>	158,349	2,582	32,208	123,559	25,801	421	2,329,404	379,541	6,137,428

## 4.1. USA NEWS

- [U.S. coronavirus cases surpass 8 million](#)
- [U.S. Virus Cases Climb Toward a Third Peak](#)
- [In U.S. Midwest states, new COVID-19 infections rise to record highs](#)
- [Weekly initial jobless claims remain high, as lawmakers remain at loggerheads over fresh stimulus aid](#)
- [Why Covid-19 Is Spreading Again: Fatigue, Colder Weather, Eased Restrictions](#)
- [Senate to Subpoena Twitter CEO Over Blocking of Disputed Biden Articles](#)
- [Ahead of Covid-19 Vaccine, Half of Americans Indicate Reluctance, WSJ/NBC Poll Finds](#)
- [In Fights Over Face Masks, Echoes of the American Seatbelt Wars](#)
- [Kamala Harris pauses in-person campaigning after staffer diagnosed with COVID-19](#)
- [As Virus Hits Rural U.S., Numbers May Be Small, but the Impact Is Not](#)
- [U.S. CDC reports 216,025 deaths from coronavirus](#)



## 5. GLOBAL COMMON OPERATING PICTURE



		Total Confirmed	Total Deaths	Total Recovered		Mortality Rate				
		39,290,363	1,104,628	29,444,315		2.81%				
#	Country	Confirmed	Deaths	Recov.	Mort.	Critical	Active	Cases /1M	Active /1M	Deaths /1M
1	USA us	8,224,552 (+8,237)	222,840 (+123)	5,321,508	2.7%	15,272	2,680,204	24,805	8083	672
2	India IN	7,383,104 (+17,595)	112,357 (+211)	6,466,336	1.5%	8,944	804,411	5,335	581	81
3	Brazil BR	5,170,996	152,513	4,599,446	2.9%	8,318	419,037	24,277	1967	716
4	Russia RU	1,369,313 (+15,150)	23,723 (+232)	1,056,582	1.7%	2,300	289,008	9,382	1980	163
5	Spain ES	972,958	33,553	n/a	3.4%	1,702	939,405	20,807	20090	718
6	Argentina AR	949,063	25,342	764,859	2.7%	4,278	158,862	20,943	3506	559
7	Colombia CO	936,982	28,457	826,831	3.0%	2,068	81,694	18,358	1601	558
8	Peru PE	859,740	33,577	764,750	3.9%	1,139	61,413	25,971	1855	1,014
9	Mexico MX	834,910 (+5,514)	85,285 (+387)	608,188	10.2%	2,625	141,437	6,456	1094	659
10	France FR	809,684	33,125	104,082	4.1%	1,750	672,477	12,396	10296	507
11	South Africa ZA	698,184	18,309	628,301	2.6%	546	51,574	11,729	866	308
12	UK GB	673,622	43,293	n/a	6.4%	563	630,329	9,908	9271	637
13	Iran IR	522,387 (+4,552)	29,870 (+265)	420,910	5.7%	4,684	71,607	6,197	849	354
14	Chile CL	488,190 (+1,694)	13,529 (+95)	461,097	2.8%	794	13,564	25,475	708	706
15	Iraq IQ	420,303 (+3,501)	10,142 (+56)	353,962	2.4%	490	56,199	10,383	1388	251
16	Bangladesh BD	386,086 (+1,527)	5,623 (+115)	300,738	1.5%	n/a	79,725	2,338	483	34
17	Italy IT	381,602	36,372	245,964	9.5%	586	99,266	6,314	1643	602
18	Indonesia ID	353,461 (+4,301)	12,347 (+79)	277,544	3.5%	n/a	63,570	1,288	232	45
19	Germany DE	352,401 (+3,585)	9,825 (+115)	284,600	2.8%	655	57,976	4,202	691	117
20	Philippines PH	351,750 (+3,139)	6,531 (+34)	294,865	1.9%	1,562	50,354	3,198	458	59
21	Turkey TR	342,143	9,080	299,679	2.7%	1,408	33,384	4,044	395	107
22	Saudi Arabia SA	341,495 (+433)	5,144 (+17)	327,795	1.5%	835	8,556	9,765	245	147
23	Pakistan PK	321,877 (+659)	6,621 (+7)	305,835	2.1%	529	9,421	1,449	42	30
24	Israel IL	301,389 (+1,188)	2,139 (+12)	261,128	0.7%	716	38,122	32,768	4145	233
25	Ukraine UA	287,231 (+5,992)	5,408 (+106)	121,919	1.9%	177	159,904	6,579	3663	124
26	Netherlands NL	211,938 (+7,984)	6,708 (+16)	n/a	3.2%	358	205,230	12,361	11970	391
27	Canada CA	192,442 (+712)	9,708 (+9)	162,203	5.0%	188	20,543	5,078	543	256



## 6. LAW ENFORCEMENT AND CRIME REPORTING

- [Crime going down in Vancouver, amidst COVID-19 and Strathcona tent city](#)
- [Surge in Montreal Covid-related complaints to police](#)
- [4 arrested after protesters, tents block traffic in Vancouver to demonstrate against police action](#)

## 7. TRAVEL

- [Trudeau Plans to Keep Borders Closed Until Covid-19 Cases Drop](#)
- [Hong Kong and Singapore to set up a 'travel bubble' as COVID cases fall](#)
- [Americans torn between taking vacation and avoiding coronavirus, surveys find](#)

## 8. SOLUTION AND RESPONSE EFFORTS

- [Young and healthy may not get vaccine until 2022, WHO says](#)
- [Six months in, we are mentally stressed, demotivated and can't find relief at home — or in the office](#)
- [Eli Lilly pauses trial of its monoclonal antibody to treat coronavirus](#)
- [As dentists reopened in late spring, very few got Covid-19, survey finds](#)

## 9. MEDICAL INFORMATION

- [What's your blood type? It may affect your risk for Covid-19](#)
- [CDC may not recommend coronavirus vaccine for children at first](#)
- [Sleepless Nights, Hair Loss And Cracked Teeth: Pandemic Stress Takes Its Toll](#)

## 10. INTERNATIONAL DATA

- [Central Americans edge north as pandemic spurs economic collapse](#)
- [Europe Overtakes U.S. in New Cases of Covid-19](#)
- [Russia hits new daily coronavirus record as Moscow schools go online](#)
- [Argentina Now Among Top Five Countries Most Infected by Covid](#)
- [India's coronavirus cases are surging, but holidays expected to make it worse](#)
- [France's new COVID-19 cases set new 24-hour record, above 30,000](#)

## 11. ECONOMIC IMPACT

- [European stocks close 2.1% lower as stimulus hopes fade and coronavirus surges](#)
- [Lockdown or a drip feed of Covid restrictions? One path is better for the economy](#)
- [The IMF predicts that the world economy will suffer from "long covid"](#)
- [U.S. auto market may take three years to rebound from COVID, says Subaru CEO](#)
- [7 months into the pandemic, small business owners don't know how much longer they can hold on](#)

## 12. CYBER NEWS

- [A Trickbot Assault Shows US Military Hackers' Growing Reach](#)
- [Canadian COVID-19 researchers face a growing threat of cyber-espionage](#)
- [Demand for virtual medical assistance is on the rise amid the pandemic](#)



## End Report

---

*Please submit feedback to:*

**Scott McGregor, CD, BCom**

Intelligence Manager

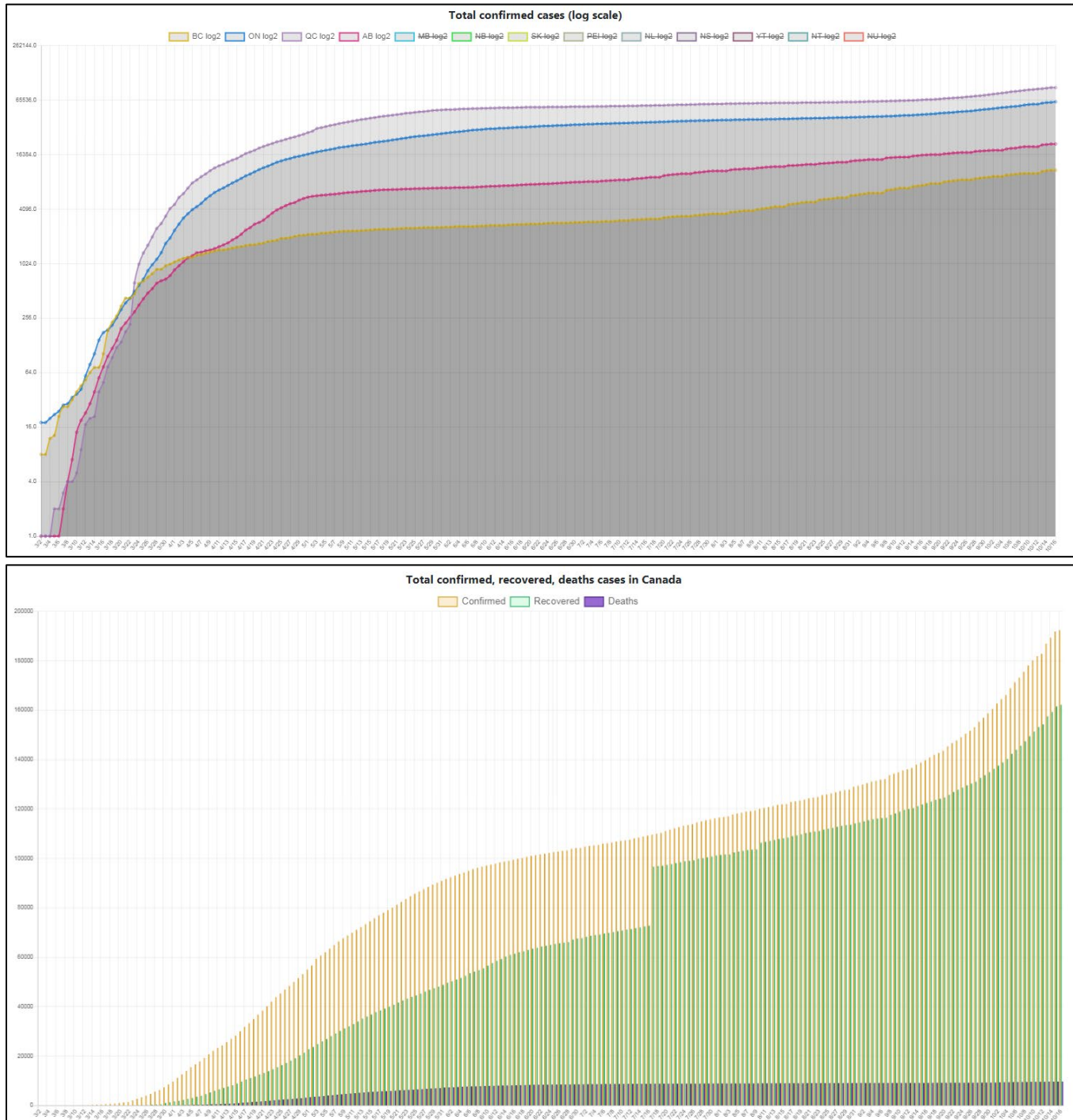
**Paladin Risk Solutions Inc.**

C. 604-910-7781

[smcgregor@paladinrisksolutions.com](mailto:smcgregor@paladinrisksolutions.com)



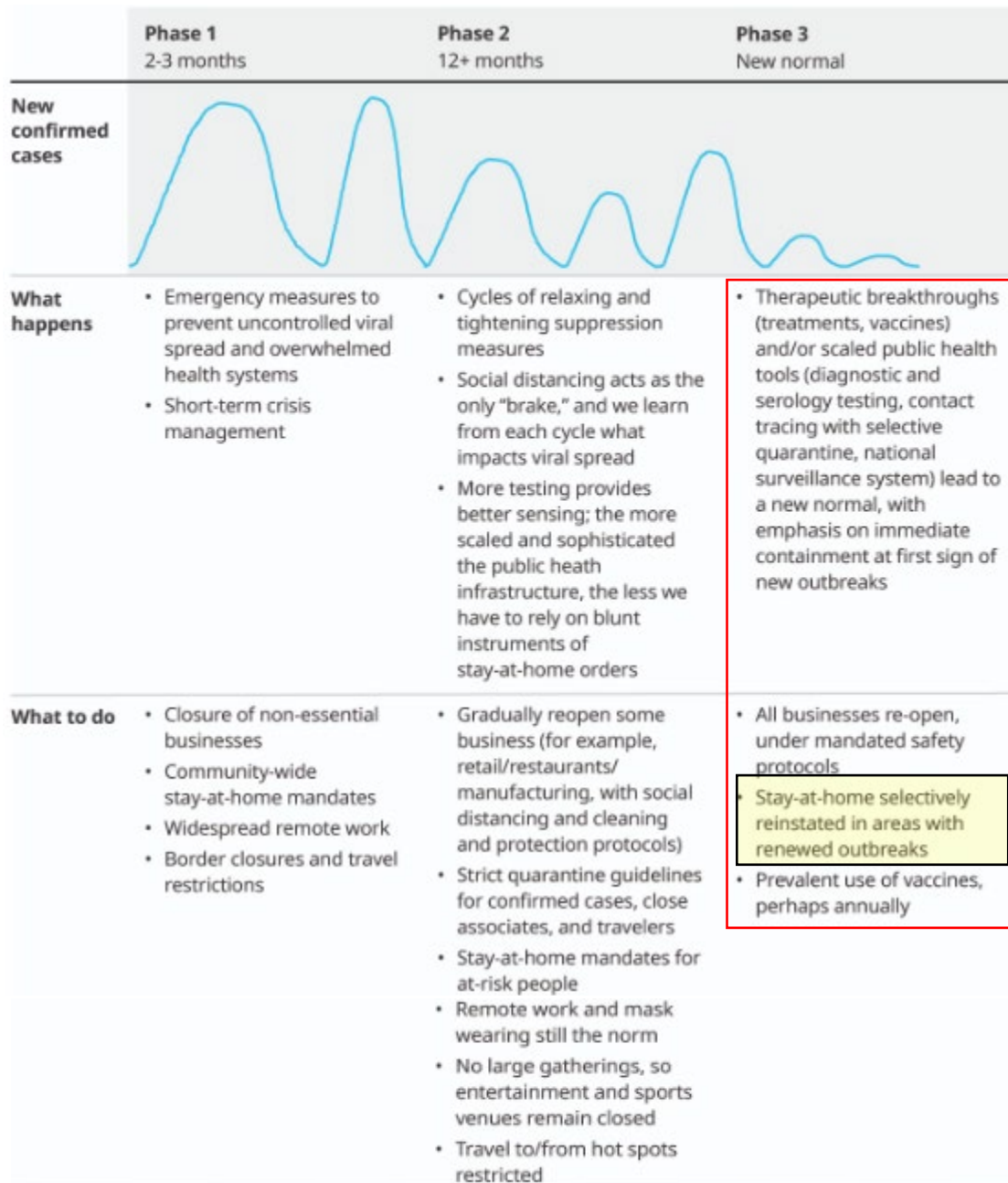
### 13. APPENDIX A – Canadian Tracking Information



Source: <https://www.covid-19canada.com/graphs>



## 14. APPENDIX B – Phase 1 to 3: Progression on Managing COVID-19 Pandemic



Source: <https://www.oliverwyman.com/our-expertise/insights/2020/apr/getting-back-to-work-responsibly.html>